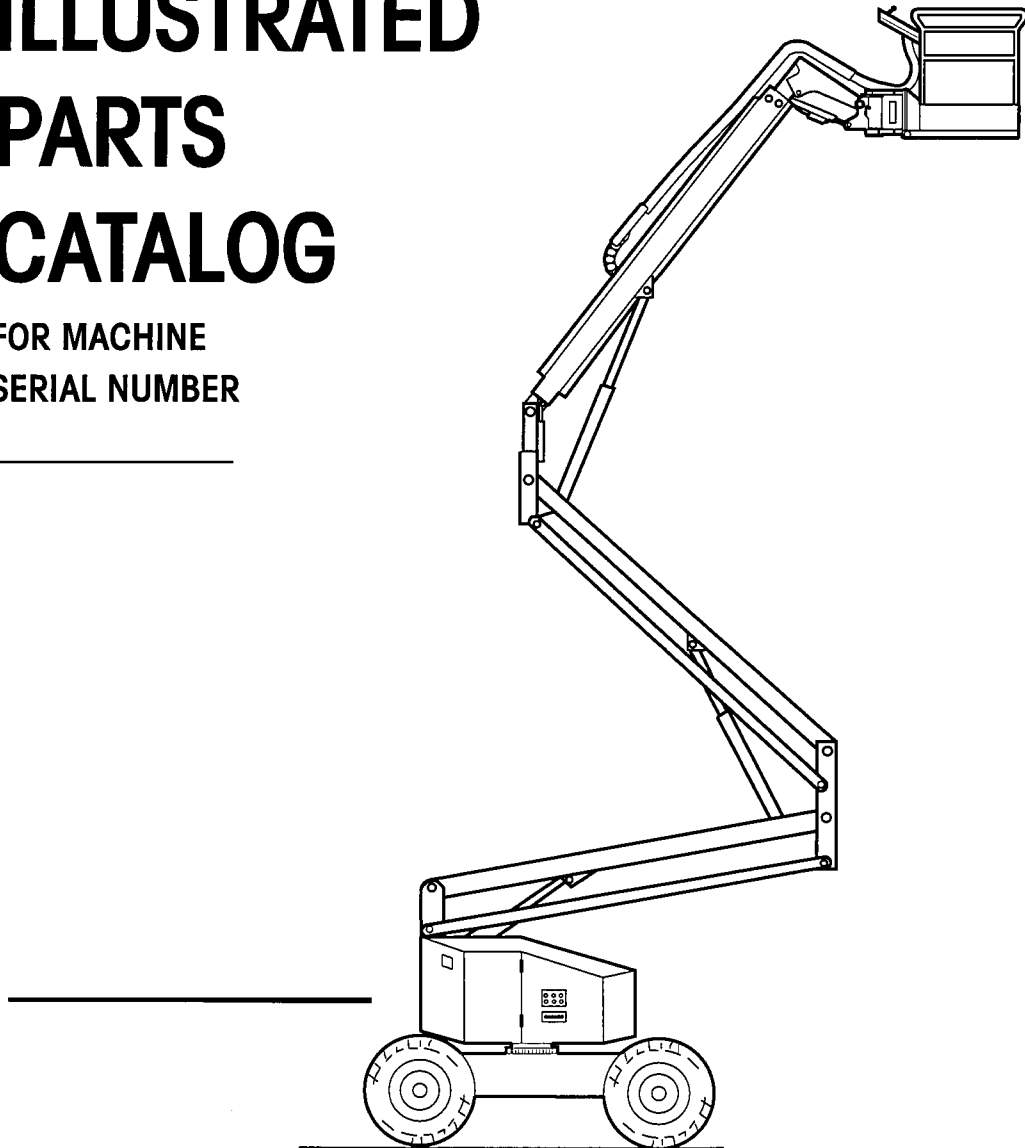


**CONSTRUCTOR**  
**MODEL AT45**

# ILLUSTRATED PARTS CATALOG

FOR MACHINE  
SERIAL NUMBER

---



Art # A00.00426E

Part No. 89-445005 • Revision "0.4" dated Feb. 1996 •

# TABLE OF CONTENTS

## INTRODUCTION

## PRIMARY MACHINE COMPONENT GROUPS

### SECTION 1: UNDERCARRIAGE

01.18: UNDERCARRIAGE ASSEMBLY

### SECTION 2: SUPERSTRUCTURE

02.26: SUPERSTRUCTURE ASSEMBLY

### SECTION 3: BOOM

03.17: BOOM ASSEMBLY

### SECTION 4: PLATFORM

04.22: PLATFORM ASSEMBLY

04.46: PLATFORM CONTROL CONSOLE COVER

### SECTION 6: VALVE BANK

06.25: GROUND VALVE BANK ASSEMBLY

06.26: PLATFORM VALVE BANK ASSEMBLY

### SECTION 7: GROUND CONTROL BOX

07.20: GROUND CONTROL BOX ASSEMBLY

07.21: REMOTE CONTROL PENDANT ASSEMBLY

### SECTION 8: ENGINE

08.25: WISCONSIN W4-1770 ENGINE ASSEMBLY

08.26: FORD VSG-413 ENGINE ASSEMBLY

08.27: DEUTZ F3L 1011 ENGINE ASSEMBLY

### SECTION 9: PLATFORM CONTROL CONSOLE

09.23: PLATFORM CONTROL CONSOLE

### SECTION 11: CYLINDERS

11.06: MASTER LEVEL CYLINDER

11.07: SLAVE LEVEL CYLINDER

11.20: LIFT CYLINDER

11.21: TELESCOPE CYLINDER

11.22: STEER CYLINDER



## **TABLE OF CONTENTS (CONTINUED)**

### **SECTION 12: PUMPS**

**12.12: EMERGENCY PUMP ASSEMBLY**

**12.13: HYDRAULIC PUMP**

### **SECTION 16: HYDRAULIC/ ELECTRIC SWIVEL**

**16.02: HYDRAULIC SWIVEL**

### **SECTION 19: AXLE**

**19.10: REAR AXLE**

**19.11: AXLE DISCONNECT CYLINDER**

### **SECTION 21: PLATFORM ROTATOR**

**21.02: ROTARY ACTUATOR**

### **SECTION 23: MANIFOLD**

**23.09: MOTION CONTROL VALVE**

**23.10: HYDRAULIC MANIFOLD**

**23.11: STEER AND HIGH SPEED VALVE**

**23.12: LOW SPEED VALVE**

**23.13: DIVERTER VALVE**

### **SECTION 24: HYDRAULIC TANK**

**24.03: HYDRAULIC TANK ASSEMBLY**

### **SECTION 25: FUEL TANK**

**25.01: FUEL TANK ASSEMBLY**

### **SECTION 26: MOTORS**

**26.07: SWING MOTOR**

**26.08: DRIVE MOTOR (FRONT)**

**26.09: DRIVE MOTOR (REAR)**

### **SECTION 28: SWING REDUCER**

**28.06: SWING REDUCER**

### **SECTION 29: CONTROLLER**

**29.08: DRIVE CONTROLLER VALVE**

**29.09: DRIVE CONTROL HANDLE**

### **SECTION 99: DECALS**

**99.13: DECALS**

## INTRODUCTION

This Illustrated Parts Catalog is designed to help you identify and order the correct replacement parts for use on SIMON AT-45 CONSTRUCTOR SELF-PROPELLED AERIAL WORK PLATFORMS. All parts represented here are manufactured and supplied in accordance with Simon Aerials quality standards. We recommend that you use GENUINE SIMON AERIALS PARTS to insure maximum SAFETY and PERFORMANCE.

Prices for all parts listed in this Catalog can be found in a separate Spare Parts Price List. Please contact Simon Aerials Parts Department for the latest edition of the Spare Parts Price List.

## HOW TO USE THIS CATALOG

The Cover Page indicates the specific model or models covered by this Parts Catalog.

The "Table of Contents" pages list the specific sections, pages and page titles that are relevant to this model, and contained in this Catalog. Only those pages that refer specifically to AT-45 CONSTRUCTOR machines are included in this Catalog.

The "Primary Machine Component Groups" page illustrates the four major assemblies, along with their "Section" number.

The Parts Catalog is divided into "Sections", numbered from 1 through 99. Each section contains the individual parts that make up a major component, assembly or item. The first four sections (1 through 4) contain the major assemblies, or "Primary Machine Component Groups". Sections that follow contain sub-assemblies or components of these "major" assemblies.

If a part number is followed by a plate number in the "SEE SECT." column, refer to the plate indicated for a further breakdown of components for that part number. Items with indented descriptions are components of the non-indented item directly above.

When selecting parts for a specific machine, be sure to verify the machine model number, and serial number or date code (found on the data plate). When ordering parts, always give:

1. Model and Serial Number
2. Item Part Number and Description
3. Order Quantity

If a part number is not listed for a selected item, please provide this additional information:

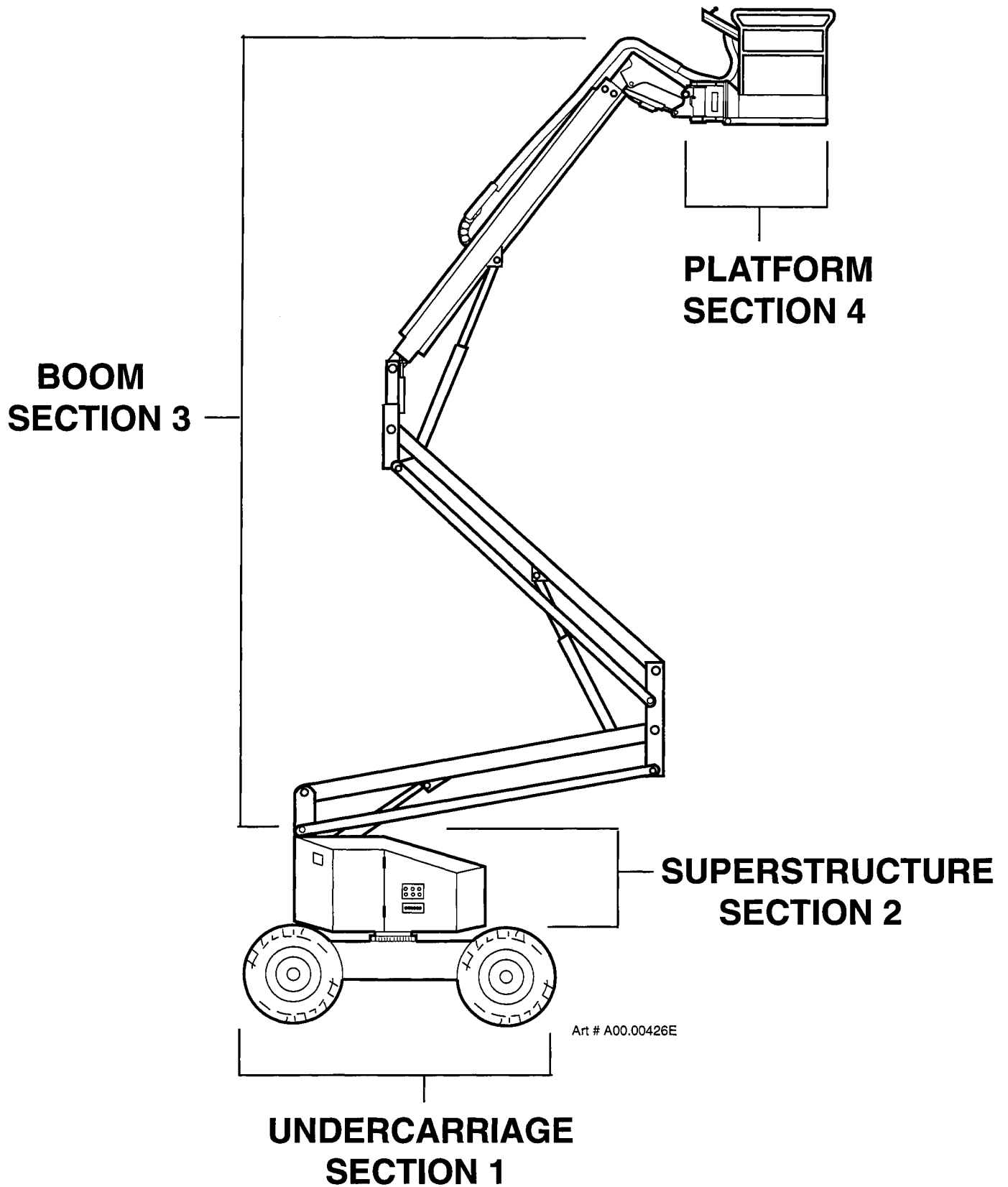
4. Parts Plate number, Item Number and Description of the desired item, OR
5. Part Number of the next assembly (Parent Part), if the desired item is not listed.

Some assembled items, such as hydraulic cylinders, may have been supplied by more than one source. While the assemblies may be able to be used interchangeably, FOR SAFETY'S SAKE, do not mix components or repair kits. Please confirm the make of the assembly on the unit before ordering or installing replacement parts.

Left and right-hand, front and rear should be determined as though you are standing at the Platform Control Console, with the Platform in stowed position (over the non-steering axle). All dimensions are in inches unless otherwise specified.

SIMON AERIALS INC. reserves the right to change, improve, modify or expand features of its equipment. Therefore, specifications, models or equipment are subject to change without notice, and without incurring obligation to change, improve, modify or expand features of previously delivered units.

All SIMON AERIALS INC. manuals are periodically updated to reflect changes that occur in the equipment. Please contact Simon Aerials Technical Support Department with any questions you may have regarding your particular machine, or the availability of more recent manuals.



TITLE

PRIMARY MACHINE COMPONENT GROUPS

**SIMON AERIALS INC.**

NEW APR., 1994

PART  
NO.PLATE  
NO.

# PARTS LIST

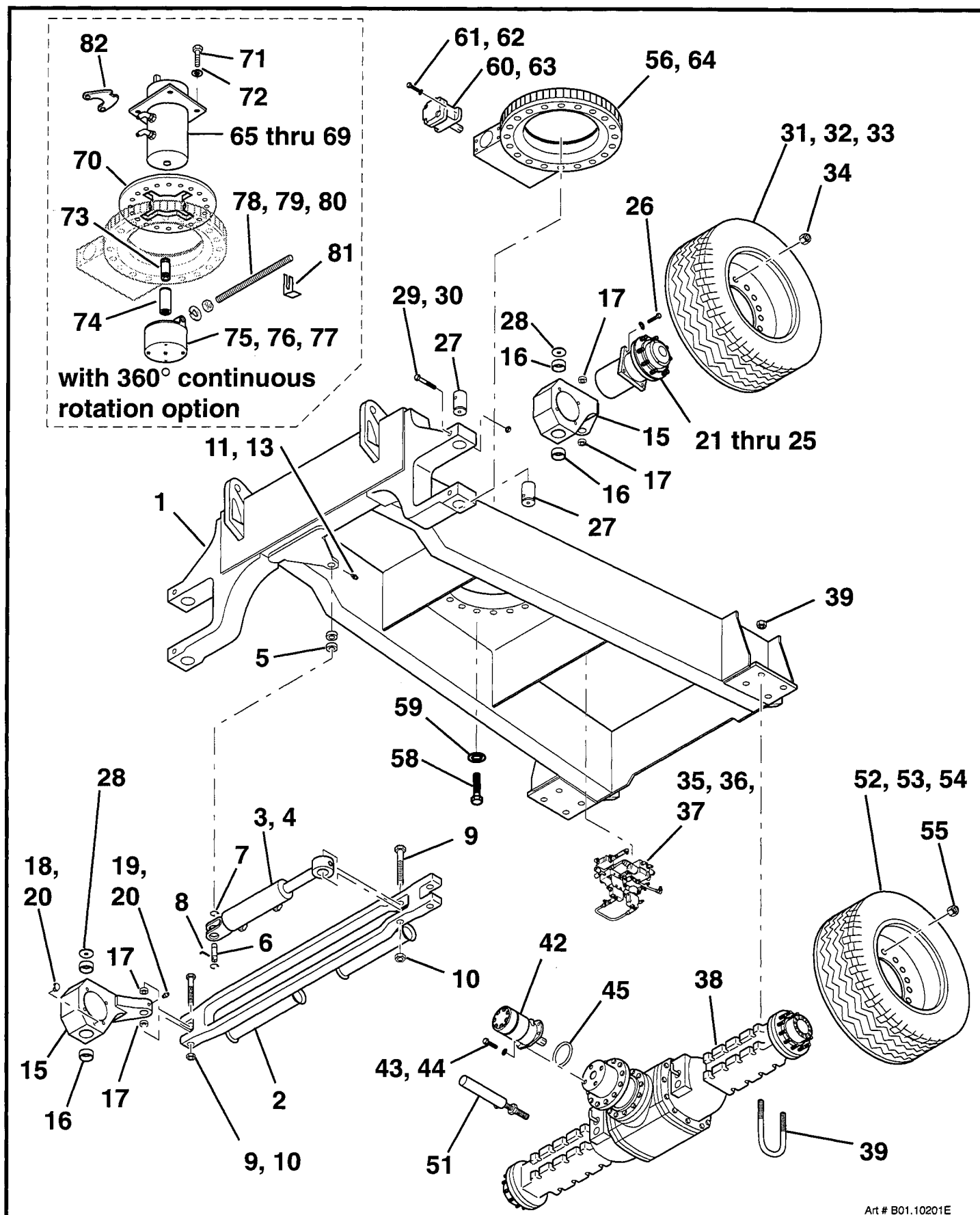
ITEM	PART NO	SEE SECTION	DESCRIPTION	QTY.
	3533300		UNDERCARRIAGE ASSEMBLY (units <b>without</b> 360° continuous rotation option)	1
	3537420		(units <b>with</b> 360° continuous rotation option)	1
1	2324180		UNDERCARRIAGE WELDMENT	1
2	2300640		ROD, TIE	1
3	04-035200	11.22	CYLINDER, STEER	1
4	06-039900		ADAPTER, "O"-RING TO 37° (6-8 F50X-S)	2
5	08-070400		BEARING, SLEEVE (Bronze, 1" I.D., 1-1/4" O.D., 1/2" long)	2
6	2192580		PIN (1" x 3-9/32") (Steer cylinder, base end)	1
7	08-040600		RING, RETAINING (External, 1")	2
8	2197360		PIN, "L" (for steer cylinder base end pin)	1
9	07-094300		CAP SCREW, HEX HEAD (1"-8 x 6", Grade 5)	3
10	07-090011		NUT, TOP LOCK (1"-8)	3
11	08-050000		FITTING, GREASE (1/8", Straight)	1
12	08-051300		FITTING, GREASE (1/8", 90°)	1
13	08-066300		CAP, GREASE FITTING (White plastic)	2
14	3535900		MOTOR HOUSING ASSEMBLY, FRONT (Right)	1
	3535910		MOTOR HOUSING ASSEMBLY, FRONT (Left)	1
15	2318840		MOTOR HOUSING, FRONT (Right)	1
	2318850		MOTOR HOUSING, FRONT (Left)	1
16	2197350		BEARING, SLEEVE (modified 08-069500) (Bronze, 2" I.D., 2-3/8" O.D., 1-1/2" long)	2
17	08-069600		BEARING, SLEEVE (Bronze, 1" I.D., 1-1/4" O.D., 3/4" long)	2
18	08-051300		FITTING, GREASE (1/8", 90°)	2
19	08-050000		FITTING, GREASE (1/8", Straight)	1
20	08-066300		CAP, GREASE FITTING (White plastic)	3
21	01-227800	26.08	MOTOR, HYDRAULIC [4.5 in <sup>3</sup> (74 c.c.)] (incl. lug nuts)	1
22	06-040300		ADAPTER, "O"-RING TO 37° (8-10 F50X-S)	1
23	06-044800		90° ELBOW, STRAIGHT THREAD (8 C50X-S)	1
24	06-191900		ADAPTER, "O"-RING TO 37° (6-4 F50X-S)	1
25	06-090900		REDUCER/ EXPANDER (10-8 F50G5-S)	1
26	07-099800		NUT, CROWN LOCK (1/2"-20)	4

TITLE UNDERCARRIAGE ASSEMBLY, AT-45 (PLATE 1 OF 3)

PLATE NO. 01.18 **SIMON AERIALS INC.**

NEW 02 MAR., 1994

PART NO.



Art # B01.10201E

TITLE

UNDERCARRIAGE ASSEMBLY, AT-45 (PLATE 1 OF 3)

**SIMON AERIALS INC.**

NEW 02 MAR., 1994

PART  
NO.

PLATE  
NO.

01.18

# PARTS LIST

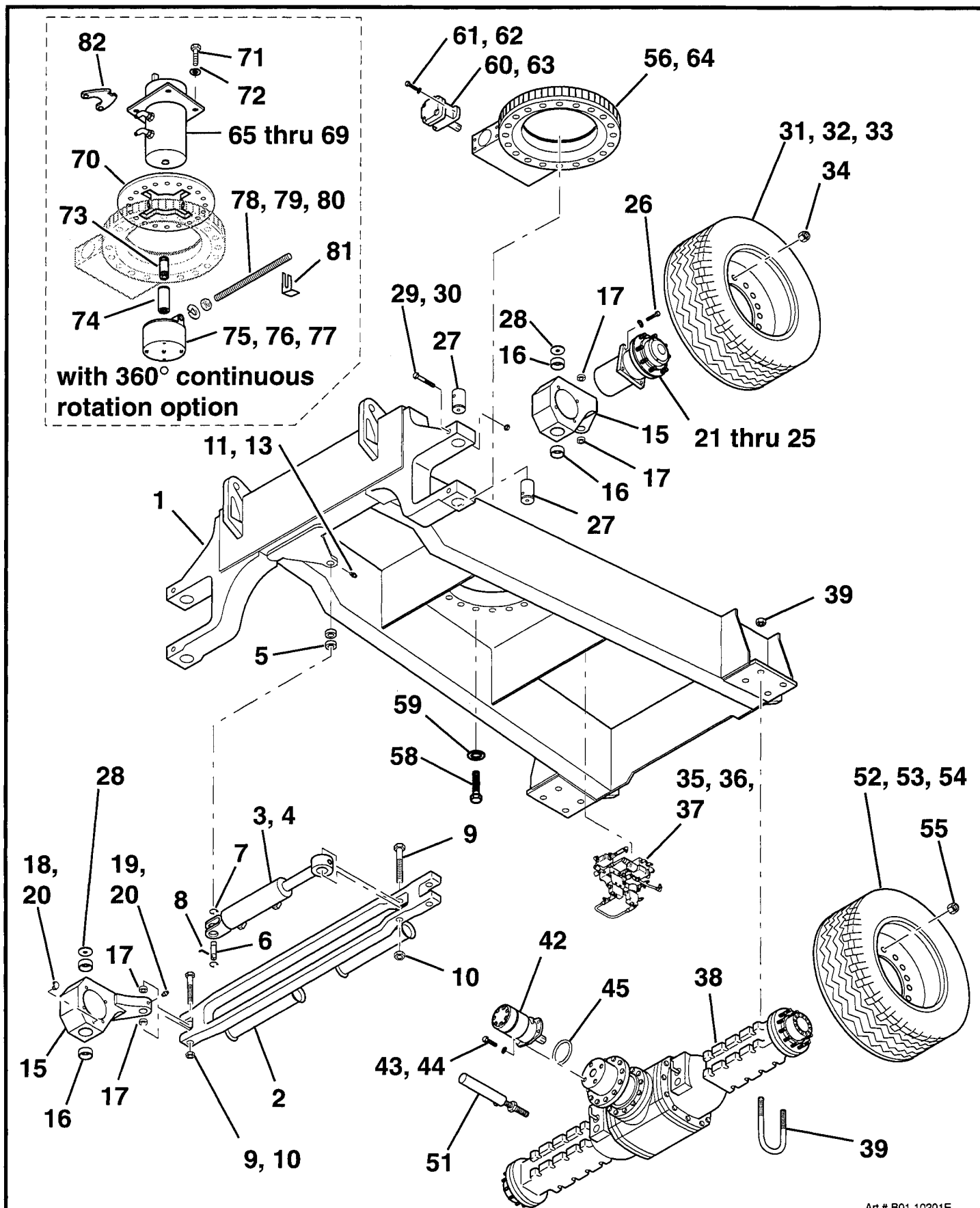
ITEM	PART NO	SEE SECTION	DESCRIPTION	QTY.
27	2192390		PIN, KING (2" x 4-3/16")	4
28	08-004200		BEARING, THRUST (2" I.D., 3-5/8" O.D., 3/16" thick)	2
29	07-003098		CAP SCREW, HEX HEAD (1/2"-13 x 4-1/2", Grade 5)	4
30	07-058400		NUT, LOCK (1/2"-13, Grade 8)	4
31			WHEEL AND TIRE ASSEMBLY (for steer and drive axle)	
	3537140		Air filled	2
	3537150		Liquid ballasted	2
	3537160		Foam filled	2
32	02-042800		WHEEL (Steer and drive axle) (16-1/2" x 9-3/4")	1
33	02-021000		TIRE (15 x 38.5 - 16.5", tubeless)	1
34	07-099800		NUT, CROWN LOCK (1/2"-20)	12
35	3531840	23.09	VALVE ASSEMBLY, MOTION CONTROL	1
36	07-050015		NUT, LOCK (5/16"-18, Grade 5)	2
37	07-062015		WASHER, FLAT (5/16")	4
38	02-043400	19.10	AXLE ASSEMBLY, REAR	1
39	07-096800		"U"-BOLT KIT (7/8"-14)	4
40	06-210800		MALE CONNECTOR, STRAIGHT THREAD (#4, M10-1.25mm, 7/16"-20) (for brake port)	2
41	06-051300		90° ELBOW, SWIVEL NUT (4 C6X-S)	2
42	01-217000	26.09	MOTOR, HYDRAULIC [13.6 in <sup>3</sup> (223 c.c.)]	1
43	07-012100		CAP SCREW, HEX HEAD (M 12 x 40 mm)	
			(hydraulic motor mounting to axle) (comes with axle)	4
44	07-061018		WASHER, FLAT (1/2" SAE, hardened)	
			(hydraulic motor mounting to axle) (comes with axle)	4
45	01-219800		"O"-RING (3-1/4" I.D.)	1
46	07-096300		CAP SCREW, HEX HEAD (5/8"-18 x 1-1/4", Grade 5)	1
47	10-159000		SHIM (5/8" I.D., 1" O.D., .093" thick)	1
			WASHER (comes with axle)	1
48	06-041000		ADAPTER, "O"-RING TO 37° (12-10 F50X-S)	1
49	06-045500		90° ELBOW, STRAIGHT THREAD (12-10 C50X-S)	
			(comes with axle)	1
50	06-097400		ADAPTER, 90° BENT STEM (4 IT3-12-12) (comes with axle)	1
51	04-037700	19.11	CYLINDER, AXLE DISCONNECT	1
52			WHEEL AND TIRE ASSEMBLY (for drive axle)	
	3536270		Air filled	2
	3532660		Liquid ballasted	2
	3532670		Foam filled	2
53	02-040300		WHEEL (Drive axle) (16-1/2" x 9-3/4") [has 8.735" (222 mm) center hole]	1
54	02-021000		TIRE (15 x 38.5 - 16.5", tubeless)	1
55	07-095700		NUT, HEX (Self-locking, M18-1.5)	12

TITLE UNDERCARRIAGE ASSEMBLY, AT-45 (PLATE 2 OF 3)

PLATE NO. 01.18 SIMON AERIALS INC.

NEW 02 MAR., 1994

PART NO.



Art # B01.10201E

TITLE

UNDERCARRIAGE ASSEMBLY, AT-45 (PLATE 2 OF 3)

**SIMON AERIALS INC.**

NEW 02 MAR., 1994

PART  
NO.

PLATE  
NO.

01.18



# PARTS LIST

ITEM	PART NO	SEE SECTION	DESCRIPTION	QTY.
56	08-069000	28.06	SWING BEARING	1
57	10-126400		LUBRICANT, OPEN GEAR (Caulk tube) (for use on swing gear teeth)	A.R.
58	07-004135		CAP SCREW, HEX HEAD (5/8"-11 x 3-1/2", Grade 8) (for units <b>without</b> 360° continuous rotation option)	20
			(for units <b>with</b> 360° continuous rotation option)	16
	07-004137		CAP SCREW, HEX HEAD (5/8"-11 x 4", Grade 8) (for units <b>with</b> 360° continuous rotation option)	4
59	07-061021		WASHER, FLAT (5/8" SAE)	20
60	01-210200	26.07	MOTOR, HYDRAULIC [10 in <sup>3</sup> (164 c.c.)]	1
61	07-003087		CAP SCREW, HEX HEAD (1/2"-13 x 1-1/2", Grade 5)	2
62	07-065018		WASHER, HELICAL LOCK (1/2")	2
63	06-040000		ADAPTER, "O"-RING TO 37° (6-10 F50X-S)	2
64	11-085700		NIPPLE, PIPE (1/8" x 5-1/2", for swing bearing lubrication)	1
65	04-008700	16.02	SWIVEL, HYDRAULIC (with 360° continuous rotation option)	1
66	06-041100		ADAPTER, "O"-RING TO 37° (12-16 F50X-S)	2
67	06-045600		90° ELBOW, STRAIGHT THREAD (12-16 C50X-S)	2
68	06-039900		ADAPTER, "O"-RING TO 37° (6-8 F50X-S)	5
69	06-044700		90° ELBOW, STRAIGHT THREAD (6-8 C50X-S)	3
70	2307500		PLATE, HYDRAULIC SWIVEL MOUNTING	1
71	07-003098		CAP SCREW, HEX HEAD (1/2"-13 x 4-1/2", Grade 5)	4
72	07-065018		WASHER, HELICAL LOCK (1/2")	4
73	11-020010		NIPPLE, PIPE (3/4" NPT x 2")	1
74	2067559		ADAPTER, HYDRAULIC TO ELECTRICAL SWIVEL	1
75	03-037300		SWIVEL ASSEMBLY, ELECTRICAL (12 Volt DC, 15 Amp)	1
76	03-045000		REDUCER, ELECTRICAL CONDUIT (3/4" to 1/2")	1
77	03-045500		GRIP, CORD (1/2")	1
78	11-007006		ROD, THREADED (1/2"-13 x 7-9/16")	1
79	07-040018		NUT, HEX (1/2"-13, Grade 5)	2
80	07-062018		WASHER, FLAT (1/2")	1
81	2070746		LOCK, ELECTRICAL SWIVEL	1
82	2311610		PLATE, SWIVEL LOCK	1
83			HOSE KIT, UNDERCARRIAGE (AT-45) (for units <b>without</b> 360° continuous rotation option)	1
	3536720		(for units <b>with</b> 360° continuous rotation option)	1
84	10-113000		PROTECTOR, HOSE (Neoprene, 8" x 12" x 1/8" thick)	8
85	03-085200		CABLE, ELECTRICAL (SJO, 2 conductor, #16 AWG) [Bulk item, order as needed] 20 Ft (6.1 M) required <b>without</b> continuous rotation option. 30 Ft (9.1 M) required <b>with</b> continuous rotation option.	A.R.
86	03-064700		TIE, CABLE [14-1/2" (368 mm) long]	24
87	03-066400		TIE, CABLE [20" (508 mm) long]	9
88	03-439000		TIE, CABLE [3-5/8" (92 mm) long] (if required)	4

TITLE UNDERCARRIAGE ASSEMBLY, AT-45 (PLATE 3 OF 3)

PLATE NO. 01.18 SIMON AERIALS INC.

NEW 02 MAR., 1994

PART NO.



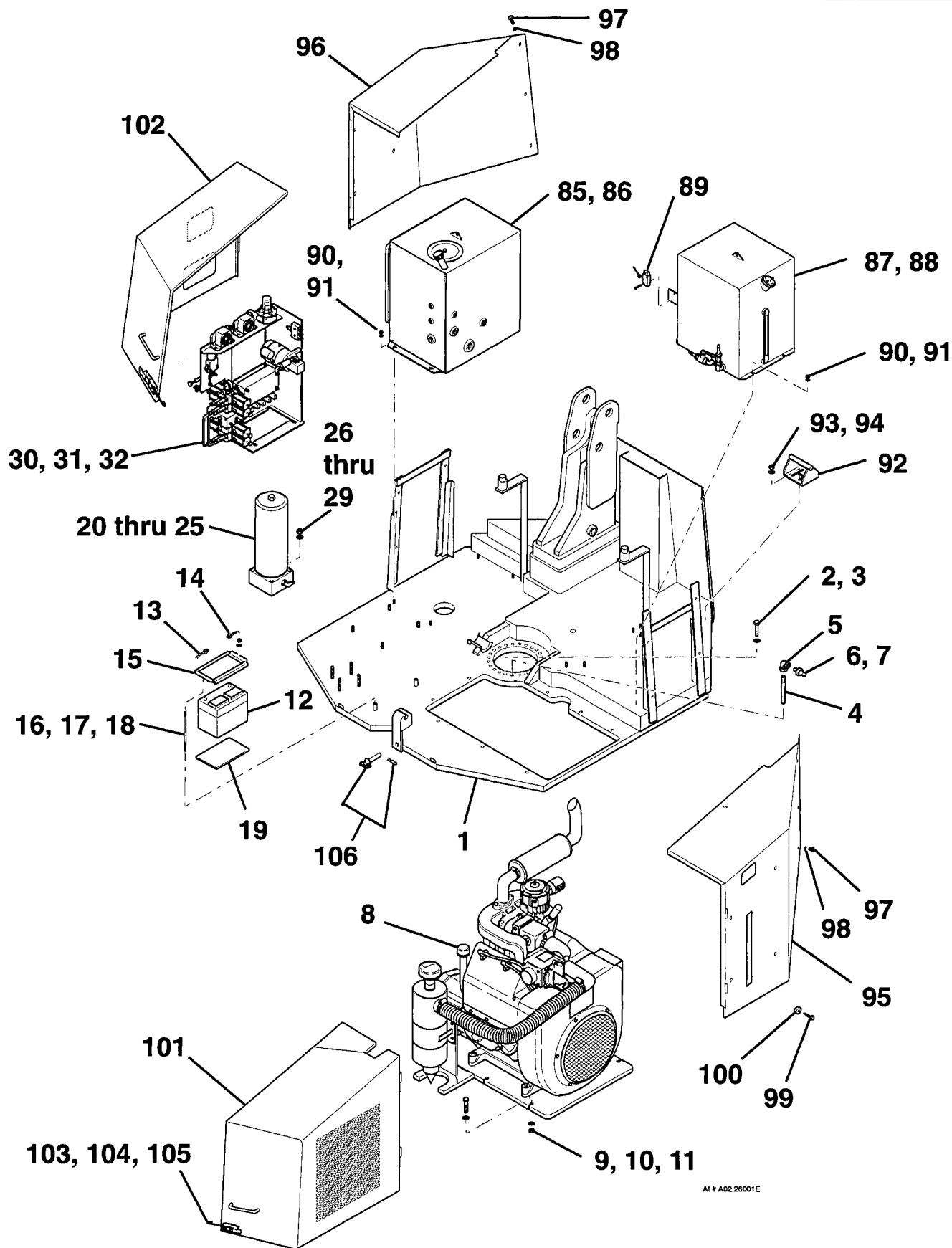


## PARTS LIST

ITEM	PART NO	SEE SECTION	DESCRIPTION	QTY.
1	2322920		SUPERSTRUCTURE WELDMENT	1
2	07-004138		CAP SCREW, HEX HEAD (5/8"-11 x 4-1/2", Grade 8)	23
3	07-061021		WASHER, FLAT (5/8" SAE, hardened)	23
4	11-085700		NIPPLE, PIPE [1/8" NPT x 5-1/2" (141 mm) long]	1
5	06-084600		ELBOW, FEMALE PIPE THREAD (2 DD)	1
6	08-050000		FITTING, GREASE (1/8" straight)	1
7	08-066300		CAP, GREASE FITTING (White plastic)	1
8			ENGINE ASSEMBLY ( <b>Gasoline</b> )	
	3533360		Wisconsin W41770, Air cooled, 35 HP (26.1 Kw)	1
	3536520		Ford VSG-413, Liquid cooled, 42 HP (31.3 Kw)	1
			ENGINE ASSEMBLY ( <b>Dual Fuel</b> )	
	3536850		Wisconsin W41770, Air cooled, 35 HP (26.1 Kw) (shown)	1
	3536870		Ford VSG-413, Liquid cooled, 42 HP (31.3 Kw)	1
			ENGINE ASSEMBLY ( <b>Diesel</b> )	
	3537450		Deutz F3L1011, Air cooled, 42 HP (31.3 Kw)	1
9	07-004133		CAP SCREW, HEX HEAD (5/8"-11 x 3", Grade 8)	
			[(7) required with Wisconsin engine, (8) all others]	A.R.
10	07-061021		WASHER, FLAT (5/8", hardened)	
			[(14) for Wisconsin engine, (16) all others]	A.R.
11	07-050021		NUT, STOP (5/8"-11) [(7) for Wisconsin engine, (8) all others]	A.R.
12	03-010001		BATTERY (700 Amp)	1
13	03-707100		CABLE, BATTERY [Red, 98" (2.5 M) long]	1
14	03-070100		CABLE, BATTERY [Black, 12" (305 mm) long]	1
15	03-064300		HOLD DOWN, BATTERY	1
16	2018274		ROD, THREADED	2
17	07-060016		WASHER, FLAT (3/8" SAE)	4
18	07-040016		NUT, HEX (3/8"-16, Grade 5)	6
19	10-112900		PROTECTOR, BATTERY (1/8" x 7" x 11", neoprene)	1
20	01-014000		FILTER, HYDRAULIC (High pressure)	1
21	01-014001		ELEMENT, FILTER (10 micron)	1
22	01-014002		SEAL KIT, HIGH PRESSURE FILTER	1
23	06-092500		REDUCER/ EXPANDER (24-12 F50G5-S)	2
24	06-045400		90° ELBOW, STRAIGHT THREAD (12 C50X-S)	1
25	06-040800		CONNECTOR, STRAIGHT THREAD (12 F50X-S)	1
26	07-050016		NUT, TOP LOCK (3/8"-16, Grade 5)	4
27	07-062016		WASHER, FLAT (3/8")	4
28	10-002600		WASHER, FENDER (1/2" I.D., 2" O.D.)	4
29	10-086500		WASHER, RUBBER (1/2" I.D., 2" O.D.)	4
30	07-050016		NUT, TOP LOCK (3/8"-16, Grade 5)	4
31	07-062016		WASHER, FLAT (3/8")	4

TITLE SUPERSTRUCTURE ASSEMBLY, AT-45 (PLATE 1 OF 4)

PLATE NO.	02.26	<b>SIMON AERIALS INC.</b>	<small>NEW 08 MAR., 1994</small>	PART NO.	3533310
-----------	-------	---------------------------	----------------------------------	----------	---------



AT # A02.28001E

TITLE

SUPERSTRUCTURE ASSEMBLY, AT-45 (PLATE 1 OF 4)

**SIMON AERIALS INC.**

NEW 08 MAR., 1994

PART  
NO.

3533310

PLATE  
NO.

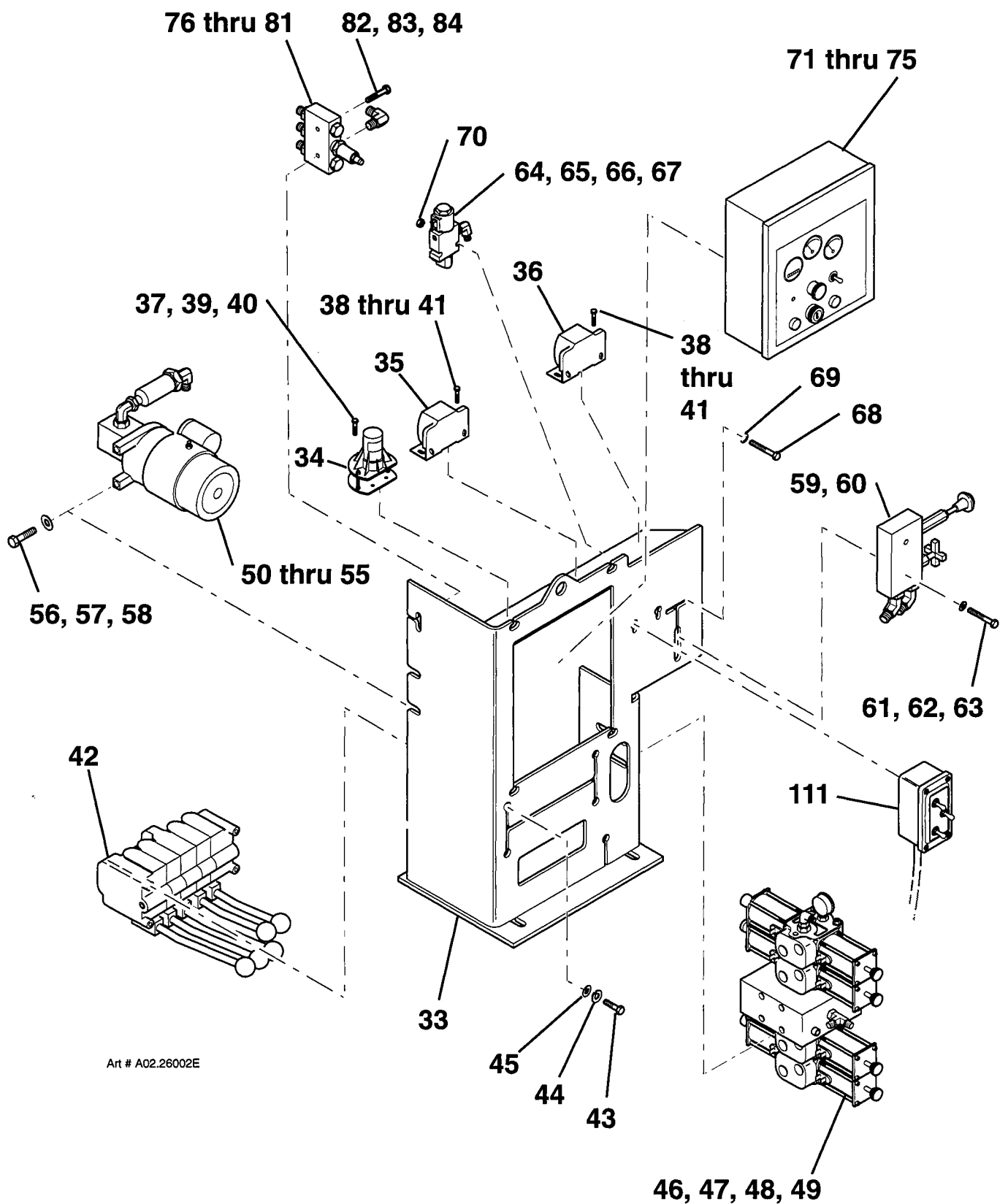
02.26

# PARTS LIST

ITEM	PART NO	SEE SECTION	DESCRIPTION	QTY.
32	3535570		PANEL ASSEMBLY, GROUND CONTROL	1
33	2320840		BRACKET, GROUND CONTROL	1
34	03-038100		SENSOR, LEVEL (4.5°, 2 second delay)	1
35	03-464600		ALARM, TILT (102 db, 12 - 48 Volt DC)	1
36	03-472000		ALARM, MOVEMENT (97 dba, 12 Volt DC)	1
37	07-003003		CAP SCREW, HEX HEAD (1/4"-20 x 3/4", Grade 5)	2
38	07-003004		CAP SCREW, HEX HEAD (1/4"-20 x 7/8", Grade 5)	4
39	07-050014		NUT, HEX LOCK (1/4"-20, Grade 5)	6
40	07-062014		WASHER, FLAT (1/4")	6
41	07-111600		WASHER, EXTERNAL TOOTH LOCK (1/4")	2
42	3536730	06.25	VALVE BANK ASSEMBLY, GROUND	1
43	07-003450		CAP SCREW, HEX HEAD (5/16"-24 x 3/4", Grade 5)	4
44	07-065015		WASHER, LOCK (5/16")	4
45	07-062015		WASHER, FLAT (5/16")	4
46	3535580	23.10	MANIFOLD ASSEMBLY, HYDRAULIC	1
47	07-003102		CAP SCREW, HEX HEAD (1/2"-13 x 6", Grade 5)	1
48	07-062018		WASHER, FLAT (1/2")	4
49	07-058400		NUT, LOCK (1/2"-13, Grade 8)	4
50	01-224900	12.12	PUMP, EMERGENCY HYDRAULIC	1
51	06-044600		90° ELBOW, STRAIGHT THREAD (6 C50X-S)	2
52	06-079000		CONNECTOR, SWIVEL NUT (6 F65X-S)	1
53	06-040500		ADAPTER, "O"-RING TO 37° (10-8 F50X-S)	1
54	01-226000		FILTER ASSEMBLY, HIGH PRESSURE (Screw-on)	1
55	01-226001		ELEMENT, FILTER (10 micron)	1
56	07-003045		CAP SCREW, HEX HEAD (3/8"-16 x 1", Grade 5)	2
57	07-062016		WASHER, FLAT (3/8")	2
58	07-050016		NUT, HEX LOCK (3/8"-16, Grade 5)	2
59	01-209800		PUMP, EMERGENCY (Hand operated)	1
60	06-047000		45° ELBOW, STRAIGHT THREAD (6 V50X-S)	2
61	07-003029		CAP SCREW, HEX HEAD (5/16"-18 x 2", Grade 5)	2
62	07-062015		WASHER, FLAT (5/16")	4
63	07-050015		NUT, HEX LOCK (5/16"-18, Grade 5)	2
64	01-093500		VALVE, SOLENOID (Dump valve)	1
65	01-093501		COIL, SOLENOID VALVE	1
66	06-044600		90° ELBOW, STRAIGHT THREAD (6 C50X-S)	1
67	06-047000		45° ELBOW, STRAIGHT THREAD (6 V50X-S)	1
68	07-003010		CAP SCREW, HEX HEAD (1/4"-20 x 2-1/2", Grade 5)	2
69	07-062014		WASHER, FLAT (1/4")	8
70	07-050014		NUT, HEX LOCK (1/4"-20, Grade 5)	2

**TITLE** SUPERSTRUCTURE ASSEMBLY, AT-45 (PLATE 2 OF 4)

<b>PLATE NO.</b>	02.26	<b>SIMON AERIALS INC.</b>	NEW 08 MAR., 1994	<b>PART NO.</b>	3533310
------------------	-------	---------------------------	-------------------	-----------------	---------



TITLE

SUPERSTRUCTURE ASSEMBLY, AT-45 (PLATE 2 OF 4)

**SIMON AERIALS INC.**

NEW 08 MAR., 1994

PART  
NO.

3533310

PLATE  
NO.

02.26

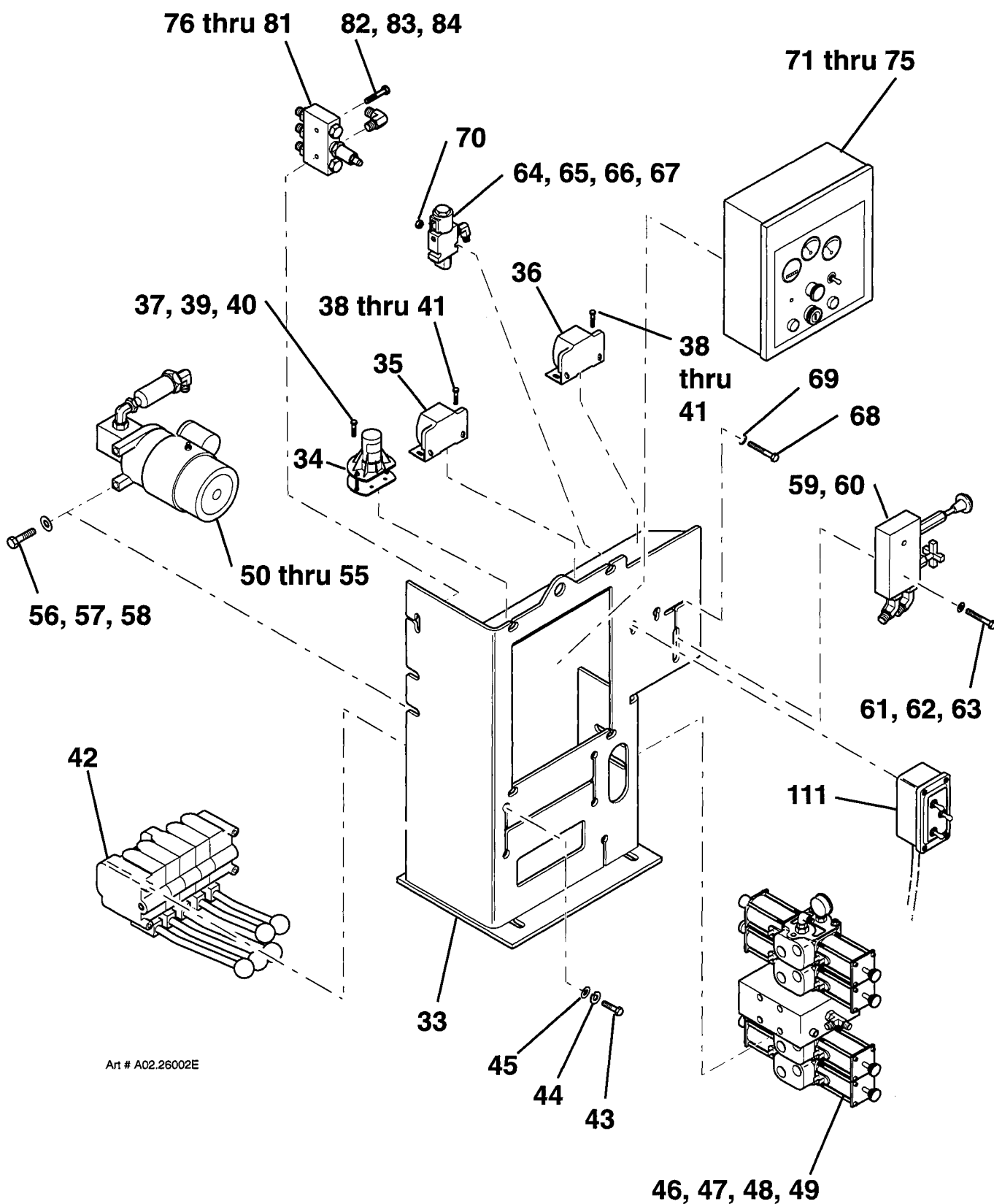


## PARTS LIST

[illegible]

**TITLE** SUPERSTRUCTURE ASSEMBLY, AT-45 (PLATE 3 OF 4)

PLATE NO.	02.26	SIMON AERIALS INC.	NEW 08 MAR., 1994	PART NO.	3533310
-----------	-------	--------------------	-------------------	----------	---------



TITLE

SUPERSTRUCTURE ASSEMBLY, AT-45 (PLATE 3 OF 4)

**SIMON AERIALS INC.**

NEW 08 MAR., 1994

PART  
NO.

3533310

PLATE  
NO.

02.26

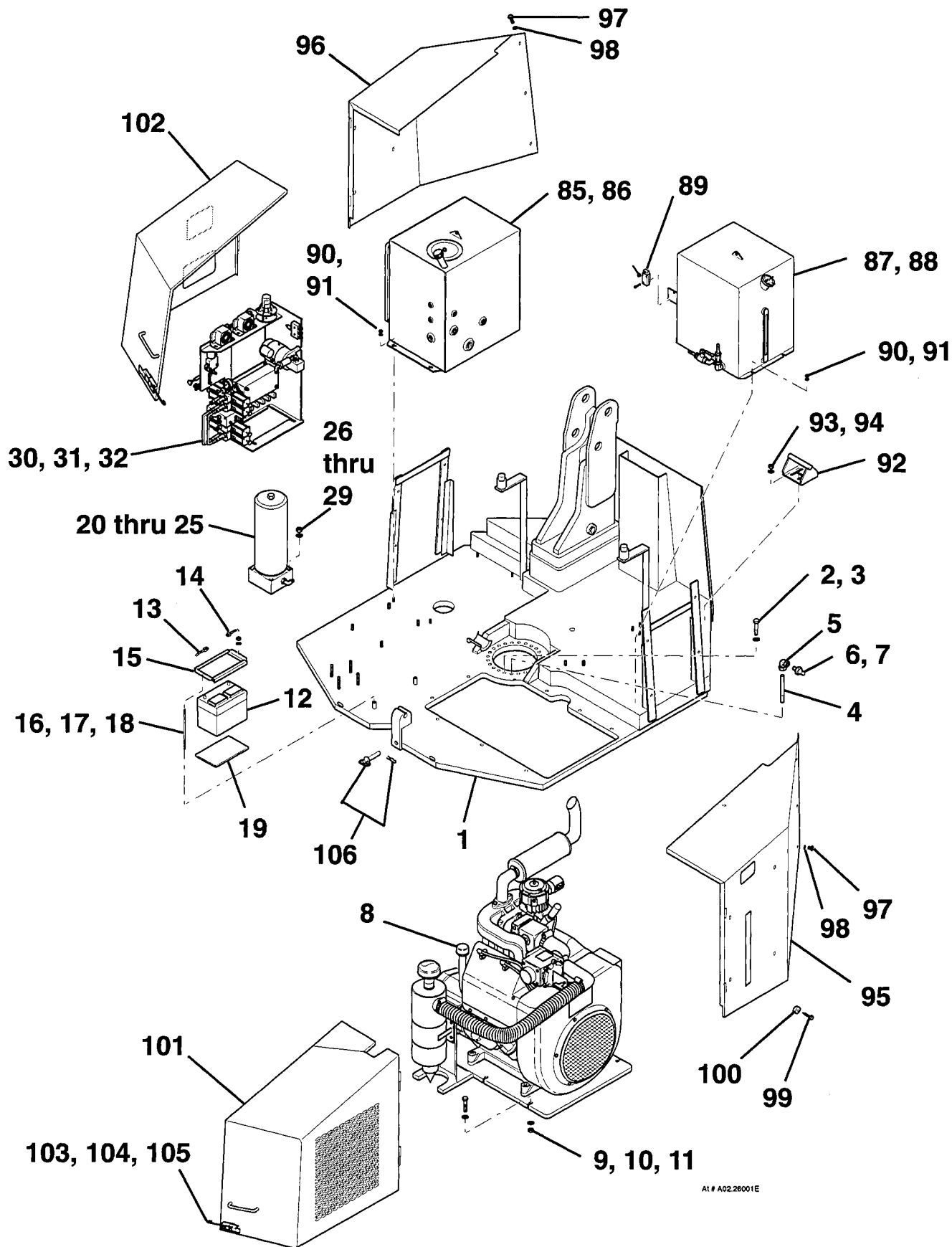
# PARTS LIST

ITEM	PART NO	SEE SECTION	DESCRIPTION	QTY.
85	3536280	24.03	TANK ASSEMBLY, HYDRAULIC [40 Gal. (151 L) capacity]	1
86	10-001800		CAP, HYDRAULIC TANK FILLER	1
87	3536290	25.01	TANK ASSEMBLY, FUEL [35 Gal. (132 L) capacity]	1
88	10-001900		CAP, FUEL (Vented)	1
89	03-493700		SWITCH, LIMIT (Side rotary, 1 normally open, 1 normally closed contact)	1
90	07-050015		NUT, TOP LOCK (5/16"-18, Grade 5)	8
91	07-062015		WASHER, FLAT (5/16")	8
92			REST, UPPER BOOM POST	
	2325170		6-1/16" (154 mm) high (earlier style)	1
	2326830		3-3/16" (81 mm) high (for later versions)	1
93	07-050016		NUT, TOP LOCK (3/8"-16, Grade 5)	4
94	07-062016		WASHER, FLAT (3/8")	4
95	2322740		COVER, FRONT (right)	1
96	2321380		COVER, FRONT (left)	1
97	07-096400		CAP SCREW, BUTTON HEAD (3/8"-16 x 3/4", Strn. Stl.)	14
98	07-062016		WASHER, FLAT (3/8")	14
99	10-138500		BUMPER, RECESSED (Rubber, 1" dia. x 1/2" high)	4
100	07-029365		SCREW, HEX WASHER HEAD (#12-14 x 1", self drilling, with rubber seal)	4
101			DOOR ASSEMBLY (right)	
	2322750		for all except Deutz F3L 1011 engine	1
	2326820		for use with Deutz F3L 1011 engine	1
102	2321400		DOOR ASSEMBLY (left)	1
103	10-099400		LATCH, DRAW (with latching rod)	2
104	07-097000		CAP SCREW, BUTTON HEAD (1/4"-20 x 3/4", Strn. Stl.)	4
105	07-050014		NUT, STOP (1/4"-20, Grade 5)	4
106	07-080008		PIN, HITCH (3/4" x 4", includes cotter pin)	1
107	3536750		HOSE KIT, AT-45 SUPERSTRUCTURE	1
108	10-113000		PROTECTOR, HOSE (Rubber, 8" x 12" x 1/8")	1
109	03-066400		TIE, CABLE [20" (508 mm) long]	2
110	03-064700		TIE, CABLE [14-1/2" (368 mm) long]	15
111	See plate . .	07.21	PENDANT, REMOTE CONTROL (option)	1
112	03-038800		LAMP, CONTROL PANEL (hooded) (option)	2
113	03-418600		BULB, PANEL LAMP (#68)	2
114	2306730		BRACKET, PANEL LAMP (mounts to inside of sheet metal, above electrical controls and valve bank)	2
115	07-090156		CAP SCREW, BUTTON HEAD (1/4"-20 x 5/8", strn. stl.)	4
116	07-050014		NUT, HEX LOCK (1/4"-20, Grade 5)	4

**TITLE** SUPERSTRUCTURE ASSEMBLY, AT-45 (PLATE 4 OF 4)

<b>PLATE NO.</b>	02.26	<b>SIMON AERIALS INC.</b>	NEW 08 MAR., 1994	<b>PART NO.</b>	3533310
------------------	-------	---------------------------	-------------------	-----------------	---------





Alt # A02.26001E

TITLE SUPERSTRUCTURE ASSEMBLY, AT-45 (PLATE 4 OF 4)

SIMON AERIALS INC.

NEW 08 MAR., 1994

PART NO.

3533310

PLATE NO.

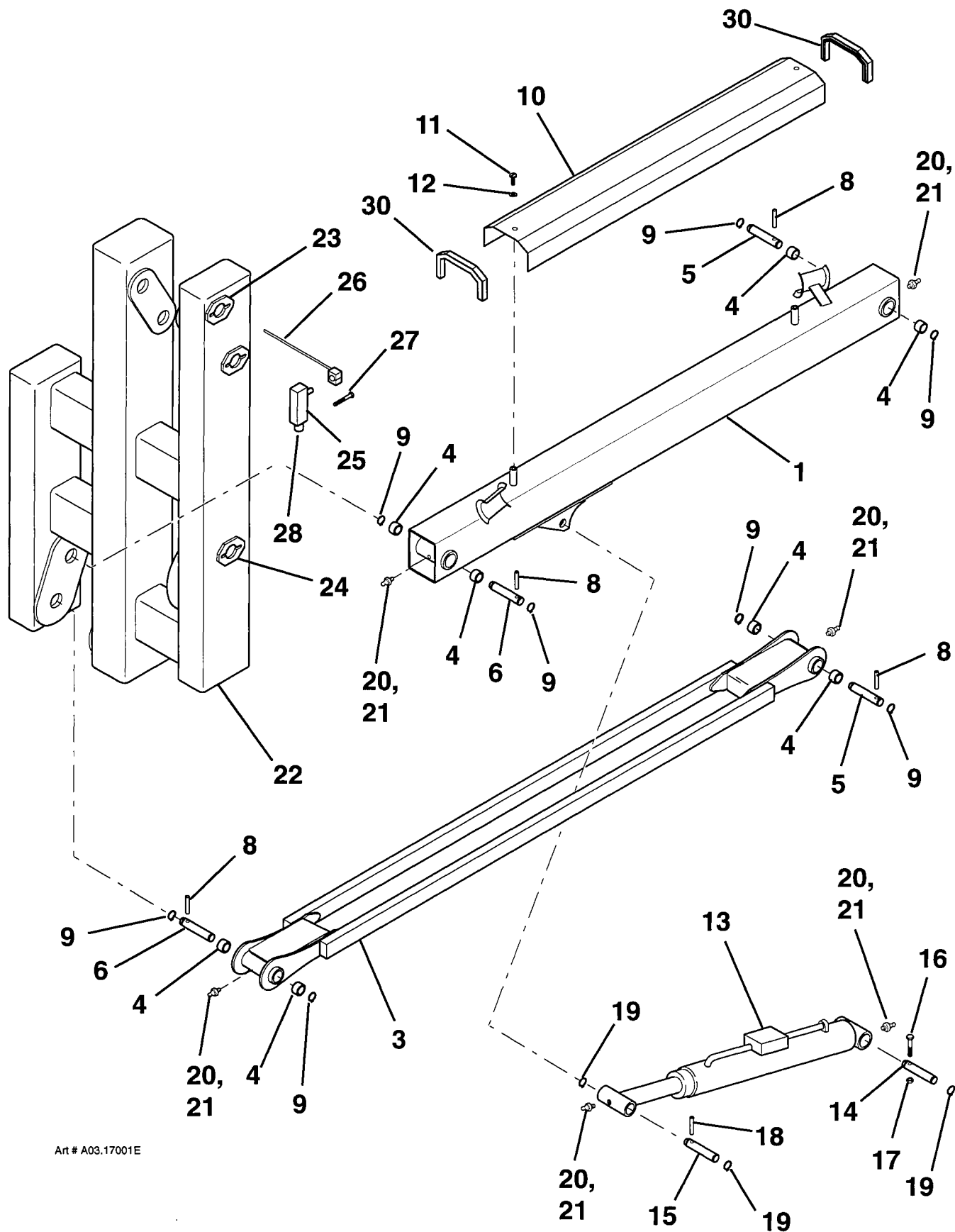
02.26

# PARTS LIST

ITEM	PART NO	SEE SECTION	DESCRIPTION	QTY.
1	218 5760		BOOM WELDMENT, LOWER (includes bushings and pin lock collar)	1
2	218 3980		COLLAR, PIN LOCK (1-1/4")	1
3	353 6760		ARM ASS'Y., PARALLEL (incl. bushings and grease fittings)	1
4	08-076300		BUSHING, BRONZE (2" I.D. x 2-3/8" O.D. x 2")	8
5			PIN, LOWER BOOM PIVOT (2" x 10") (Lower end)	
	218 7200		except Canada	2
	232 3590		CSA standards	2
6			PIN, LOWER BOOM PIVOT (2" x 18-1/4") (Upper end)	
	218 7180		except Canada	2
	232 3570		CSA standards	2
7	217 0310		COLLAR, PIN LOCK (2") (Not shown. On base post.)	2
8	217 0300		PIN, KEEPER (3/8" Dia. x 3-5/8" long)	4
9	08-041100		RING, RETAINING (2")	8
10	218 8860		HOSE COVER, LOWER BOOM	1
11	07-096400		CAP SCREW, BUTTON HEAD (3/8"-16 x 3/4", Stn Stl)	2
12	07-060016		WASHER, FLAT (3/8" SAE)	2
13	See plate . .	11.20	CYLINDER, LOWER BOOM LIFT	1
14			PIN, LIFT CYLINDER (1-1/4" x 8-7/8") (base end)	
	213 8970		except Canada	1
	232 3510		CSA standards	1
15			PIN, LIFT CYLINDER (1-1/4" x 4-15/16") (rod end)	
	218 3990		except Canada	1
	232 3560		CSA standards	1
16	07-003052		CAP SCREW, HEX HEAD (3/8"-16 x 2-3/4", Grade 5)	1
17	07-050016		NUT, STOP (3/8"-16)	1
18	216 9850		PIN, KEEPER (3/8" Dia. x 3" long)	1
19	08-040700		RING, RETAINING (1-1/4")	3
20	08-050000		FITTING, GREASE (1/8", Straight)	12
	08-051300		FITTING, GREASE (1/8", 90°)	8
21	08-066300		CAP, GREASE FITTING	10
22	218 6030		MID POST WELDMENT (includes pin lock collars)	1
23	217 0310		COLLAR, PIN LOCK (2")	4
24	218 3980		COLLAR, PIN LOCK (1-1/4")	1
25	03-489000		SWITCH, LIMIT (2 pole, rod operated)	1
26	03-489001		ROD, LIMIT SWITCH (includes mounting block)	1
27	07-008353		CAP SCREW, SOCKET HEAD (#10-24 x 1", Grade 8)	2
28	03-045500		GRIP, CORD (1/2")	1
29	218 8940		HARNESS, WIRE (Limit switch)	1
30	10-096800		TRIM, DOOR EDGE (Bulk item, order as needed) 1/2" x 5/8", metal backed	A.R.
31	10-113000		PROTECTOR, HOSE (Rubber, 8" x 12" x 1/8")	16

**TITLE** BOOM ASSEMBLY, AT 45 (PLATE 1 OF 4 . . . LOWER BOOM)

<b>PLATE NO.</b>	03.17	<b>SIMON AERIALS INC.</b>	REV. 06 MAY, 1995	<b>PART NO.</b> 3533320
------------------	-------	---------------------------	-------------------	-------------------------



**TITLE** BOOM ASSEMBLY, AT 45 (PLATE 1 OF 4 ... LOWER BOOM)

**SIMON AERIALS INC.**

REV. 06 MAY, 1995

**PART  
NO.**

**3533320**

**PLATE  
NO.**

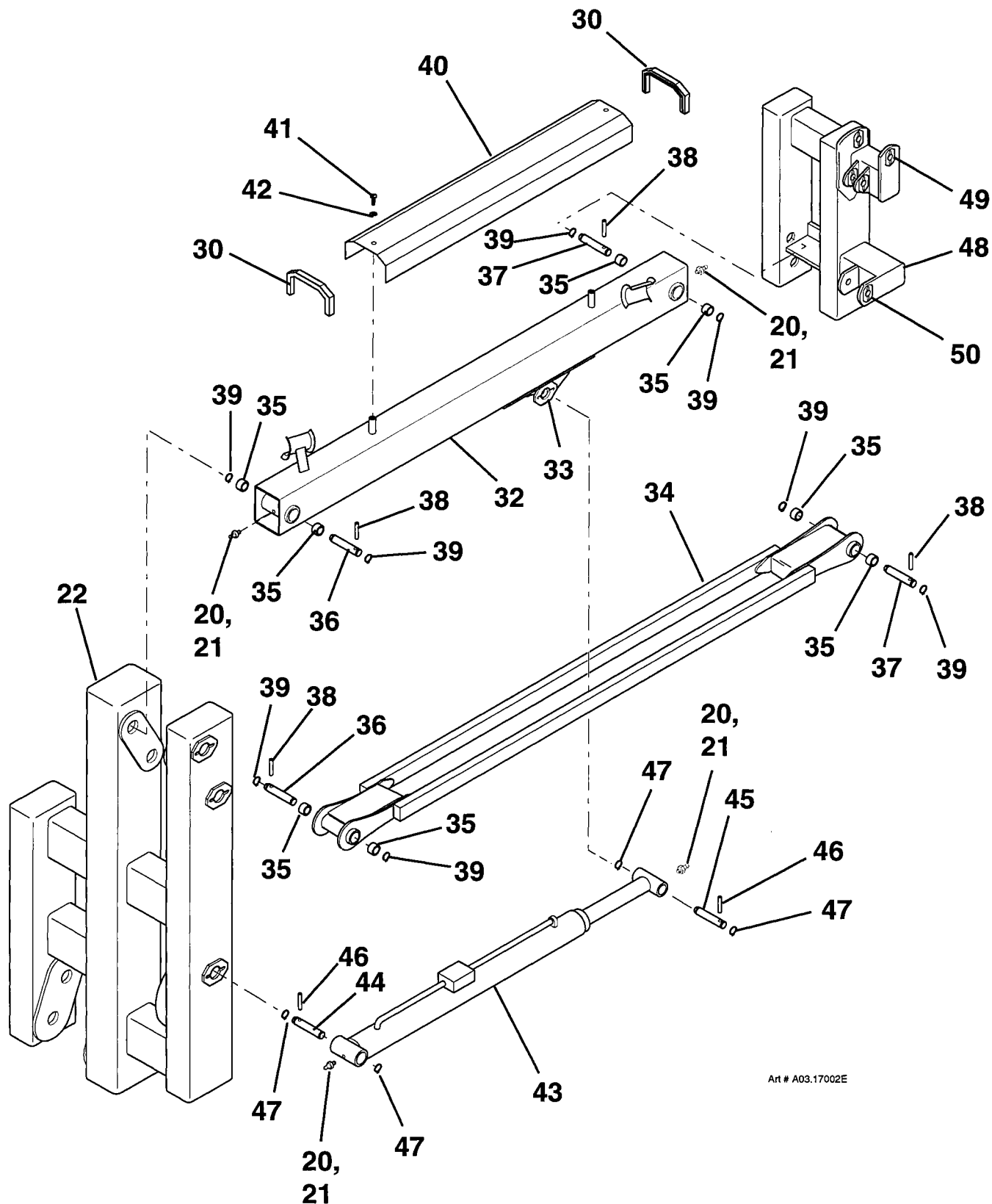
**03.17**

# PARTS LIST

ITEM	PART NO	SEE SECTION	DESCRIPTION	QTY.
32	218 3700		BOOM WELDMENT, MIDDLE (includes bushings, grease fittings and pin lock collar)	1
33	213 8900		COLLAR, LOCK (1-1/4")	1
34	352 8270		ARM ASS'Y., PARALLEL (incl. bushings and grease fittings)	1
35	08-076300		BUSHING, BRONZE (2" I.D. x 2-3/8" O.D. x 2")	8
36			PIN, MIDDLE BOOM PIVOT (2" x 18-1/4") (Lower end)	
	218 7180		except Canada	2
	232 3570		CSA standards	2
37			PIN, MIDDLE BOOM PIVOT (2" x 15-1/4") (Upper end)	
	218 7210		except Canada	2
	232 3600		CSA standards	2
38	217 0300		PIN, KEEPER (3/8" Dia. x 3-5/8" long)	4
39	08-041100		RING, RETAINING (2")	8
40	218 8860		HOSE COVER, MIDDLE BOOM	1
41	07-096400		CAP SCREW, BUTTON HEAD (3/8"-16 x 3/4", Stn Stl)	2
42	07-060016		WASHER, FLAT (3/8" SAE)	2
43	See plate . .	11.20	CYLINDER, MIDDLE BOOM LIFT	1
43a	233 2650		TUBE, LIFT CYLINDER STOP (Two halves. Not shown. Welded to middle boom lift cylinder rod on Model AT 45, Serial No. CDA 00102 through 00116. Ref. C-2332640.)	
44			PIN, LIFT CYLINDER (1-1/4" x 10-11/16") (base end)	
	218 7230		except Canada	1
	232 3610		CSA standards	1
45			PIN, LIFT CYLINDER (1-1/4" x 4-15/16") (rod end)	
	218 3990		except Canada	1
	232 3560		CSA standards	1
46	216 9850		PIN, KEEPER (3/8" Dia. x 3" long)	2
47	08-040700		RING, RETAINING (1-1/4")	4
48	218 6940		UPPER POST WELDMENT (includes pin lock collars)	1
49	217 0310		COLLAR, PIN LOCK (2")	3
50	218 3980		COLLAR, PIN LOCK (1-1/4")	2

TITLE BOOM ASSEMBLY, AT 45 (PLATE 2 OF 4 . . . MIDDLE BOOM)

PLATE NO. 03.17 SIMON AERIALS INC. REV. 06 MAY, 1995 PART NO. 3533320



Art # A03.17002E

TITLE

BOOM ASSEMBLY, AT 45 (PLATE 2 OF 4 ... MIDDLE BOOM)

**SIMON AERIALS INC.**

REV. 06 MAY, 1995

PART  
NO.

**3533320**

PLATE  
NO.

**03.17**

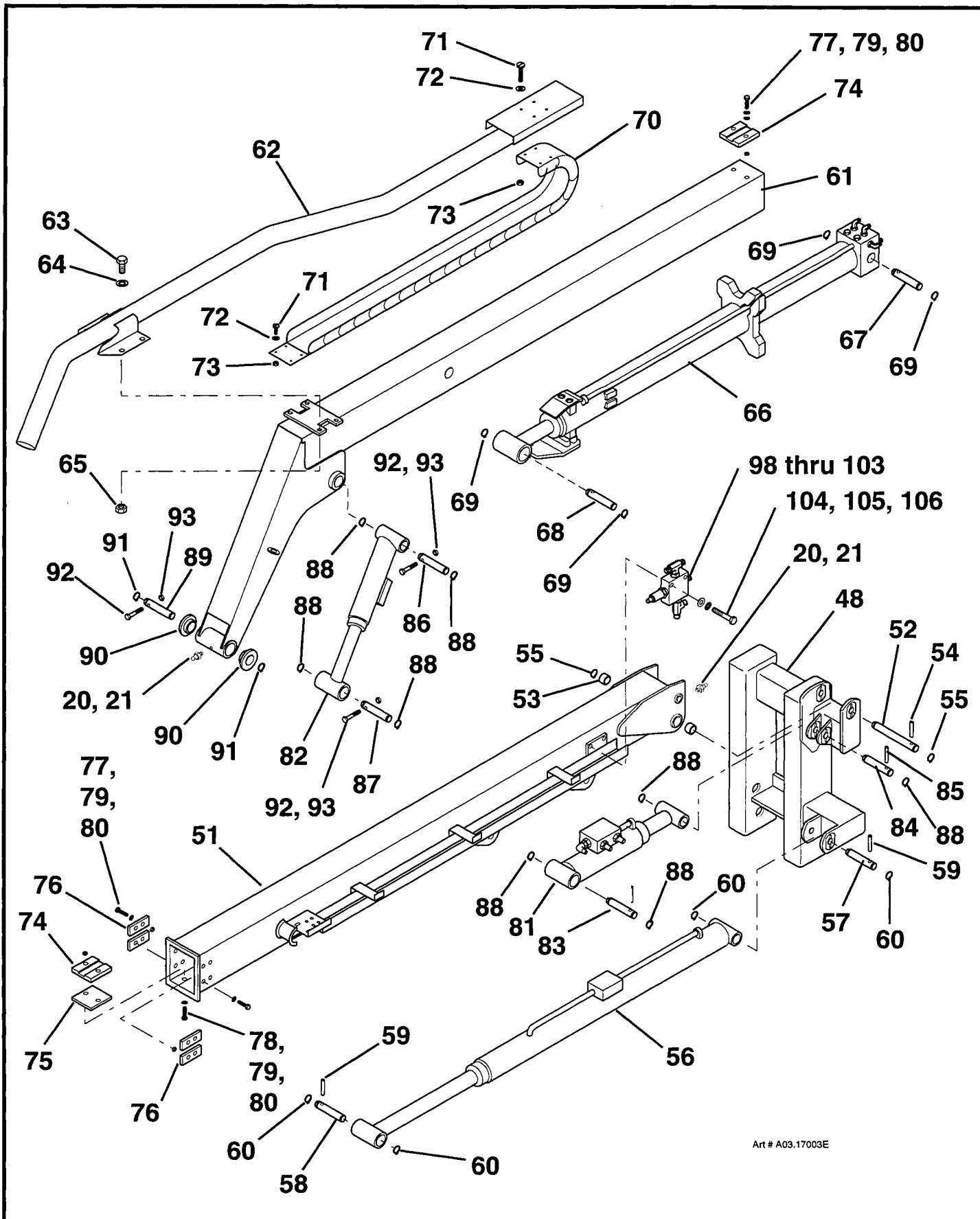


# PARTS LIST

ITEM	PART NO	SEE SECTION	DESCRIPTION	QTY.
51	232 2370		BOOM WELDMENT, UPPER BASE	1
52	218 7190		PIN, UPPER BOOM PIVOT (2" x 11-1/4") except Canada	1
	232 3580		CSA standards	1
53	08-076300		BUSHING, BRONZE (2" I.D., 2-3/8" O.D., 2" long)	2
54	217 0300		PIN, KEEPER (3/8" Dia. x 3-5/8" long)	1
55	08-041100		RING, RETAINING (2")	2
56	See plate . .	11.20	CYLINDER, UPPER BOOM LIFT	1
57			PIN, LIFT CYLINDER (1-1/4" x 6-5/16") (base end)	
	218 7240		except Canada	1
	232 3620		CSA standards	1
58			PIN, LIFT CYLINDER (1-1/4" x 4-15/16") (rod end)	
	218 3990		except Canada	1
	232 3560		CSA standards	1
59	216 9850		PIN, KEEPER (3/8" Dia. x 3" long)	2
60	08-040700		RING, RETAINING (1-1/4")	4
61	232 2500		BOOM WELDMENT, TIP	1
62	215 2060		ANCHOR WELDMENT, MOVING	1
63	07-003088		CAP SCREW, HEX HEAD (1/2"-13 x 1-3/4", Grade 5)	4
64	07-062018		WASHER, FLAT (1/2")	8
65	07-058400		NUT, LOCK (1/2"-13, Grade 8)	4
66	04-033000	11.21	CYLINDER, TELESCOPE	1
67			PIN, TELESCOPE CYLINDER (1-1/4" x 9-3/8") (base end)	
	213 8960		except Canada	1
	232 3500		CSA standards	1
68			PIN, TELESCOPE CYLINDER (1-1/4" x 4-7/8") (rod end)	
	213 9020		except Canada	1
	232 3540		CSA standards	1
69	08-040700		RING, RETAINING (1-1/4")	4
70	08-068800		CARRIER, HOSE (metal track, 19 link)	1
71	07-017043		CAP SCREW, BUTTON HEAD (3/8"-16 x 3/4", Grade 5)	8
72	07-062016		WASHER, FLAT (3/8")	8
73	07-050016		NUT, STOP (3/8"-16)	8
74	206 8677		PAD, UPPER AND LOWER WEAR (6" x 6-5/8")	2
75	213 8250		SPACER, LOWER WEAR PAD	1
76	207 0357		PAD, SIDE WEAR (2-1/2" x 4-1/2")	4
77	07-003084		CAP SCREW, HEX HEAD (1/2"-13 x 7/8", Grade 5)	10
78	07-003086		CAP SCREW, HEX HEAD (1/2"-13 x 1-1/4", Grade 5)	2
79	07-065018		WASHER, LOCK (1/2")	12
80	07-047018		NUT, JAM (1/2"-13)	12
81	04-032600	11.06	CYLINDER, MASTER LEVELING (2.50" bore)	1
82	04-032700	11.07	CYLINDER, SLAVE LEVELING (2.50" bore)	1

TITLE BOOM ASSEMBLY, AT 45 (PLATE 3 OF 4 . . . UPPER BOOM)

PLATE NO. 03.17 SIMON AERIALS INC. REV. 06 MAY, 1995 PART NO. 3533320



Art # A03.17003E

TITLE BOOM ASSEMBLY, AT 45 (PLATE 3 OF 4 ... UPPER BOOM)

**SIMON AERIALS INC.**

REV. 06 MAY, 1995

PART NO. 3533320

PLATE NO. 03.17

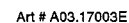
# PARTS LIST

ITEM	PART NO	SEE SECTION	DESCRIPTION	QTY.
83	218 3990 232 3560		PIN, MASTER LEVEL CYLINDER (1-1/4" x 4-15/16") (base end) except Canada (base end) CSA standards	1 1
84	218 7240 232 3670		PIN, MASTER LEVEL CYLINDER (1-1/4" x 6-5/16") (rod end) except Canada CSA standards	1 1
85	216 9850		PIN, KEEPER (3/8" Dia. x 3" long)	2
86	213 8990 232 3530		PIN, SLAVE LEVEL CYLINDER (1-1/4" x 7-3/16") (base end) except Canada CSA standards	1 1
87	213 8980 232 3520		PIN, SLAVE LEVEL CYLINDER (1-1/4" x 8") (rod end) except Canada CSA standards	1 1
88	08-040700		RING, RETAINING (1-1/4")	8
89	213 8950 232 3550		PIN, PLATFORM PIVOT (1-1/4" x 9-5/8") except Canada CSA standards	1 1
90	08-002200		BEARING, FLANGED (1-1/4" I.D., 1-1/2" O.D., 1-1/2" long)	2
91	08-040700		RING, RETAINING (1-1/4")	2
92	07-003052		CAP SCREW, HEX HEAD (3/8"-16 x 2-3/4", Grade 5)	3
93	07-050016		NUT, STOP (3/8"-16)	3
94	06-036300		RUN TEE, BULKHEAD (4 WJTX-WLN)	2
95	10-108200		CLAMP (2 hole, #4)	1
96	07-050014		NUT, LOCK (1/4"-20, Grade 5)	1
97	07-062014		WASHER, FLAT (1/4")	1
98	01-012800		VALVE, PRESSURE REDUCING (100-3000 PSI, 10 GPM) (Valve is pre-set to and stamped "2300 PSI")	1
99	06-039900		ADAPTER, "O"-RING TO 37° (6-8 F50X-S) (Port "1")	1
100	06-090600		REDUCER/ EXPANDER (8-6 F50 G5-S) (Port "2")	1
101	06-050000		BRANCH TEE, MALE "O"-RING (6 S50X-S) (Port "2")	1
102	06-090300		REDUCER/ EXPANDER (6-4 F50 G5-S) (Port "3")	1
103	06-048300		RUN TEE, STRAIGHT THREAD (4 R50X-S) (Port "3")	1
104	07-003008		CAP SCREW, HEX HEAD (1/4"-20 x 1-3/4", Grade 5)	2
105	07-065014		WASHER, HELICAL LOCK (1/4")	2
106	07-062014		WASHER, FLAT (1/4")	2
107	03-064700		TIE, CABLE (14-1/2" [368 mm] long)	66
108	03-066400		TIE, CABLE (20" [508 mm] long)	33
109	03-085900		CABLE, ELECTRICAL (SJO, 3 conductor, #12 AWG) (Bulk item, order as needed. 67 Ft [20.4 M] used here)	A.R.
110	03-085000		CABLE, ELECTRICAL (SJO, 24 conductor, #16 AWG) (Bulk item, order as needed. 67 Ft [20.4 M] used here)	A.R.
111	353 6820		HOSE KIT, AT 45 BOOM	1

TITLE BOOM ASSEMBLY, AT 45 (PLATE 4 OF 4 . . . UPPER BOOM)

PLATE NO.	03.17	SIMON AERIALS INC.	REV. 06 MAY, 1995	PART NO.	3533320
--------------	-------	--------------------	-------------------	-------------	---------





03.17

## PARTS LIST

ITEM	PART NO	SEE SECTION	DESCRIPTION	QTY.
	353 3340		PLATFORM ASSEMBLY: With <b>Full Hydraulic</b> control system: 30" x 60" (.76 M x 1.52 M)	
	354 0010		With <b>Electro-Proportional</b> control system: 30" x 60" (.76 M x 1.52 M)	
1	232 5630		PLATFORM WELDMENT With <b>Full Hydraulic</b> control system: 30" x 60" (.76 M x 1.52 M)	1
	233 1060		With <b>Electro-Proportional</b> control system: 30" x 60" (.76 M x 1.52 M)	
2	351 4160		BAR ASSEMBLY, LATCH (standard "Lift and Swing" style)	1
3	204 1724		PIVOT, DOOR	1
4	207 6577		BAR, LATCH	1
5	204 1649		SPACER, LATCH BAR PIVOT	1
6	07-003047		CAP SCREW, HEX HEAD (3/8"-16 x 1-1/2", Grade 5)	1
7	07-050016		NUT, HEX LOCK (3/8"-16, Grade 5)	1
8	08-010100		SPRING AND TUBE ASSEMBLY	1
9	210 8380		SPACER	1
10	07-003043		CAP SCREW, HEX HEAD (3/8"-16 x 3/4", Grade 5)	1
11	07-003096		CAP SCREW, HEX HEAD (1/2"-13 x 3-3/4", Grade 5)	1
12	07-058400		NUT, LOCK (1/2"-13, Grade 8)	1
13	219 8520		BAR, GATE (optional pull up "Roller Gate" style)	1
14	219 8510		ROLLER, PULL UP GATE	2
15	07-003053		CAP SCREW, HEX HEAD (3/8"-16 x 3", Grade 5)	2
16	07-062016		WASHER, FLAT (7/16")	4
17	07-050016		NUT, HEX LOCK (3/8"-16, Grade 5)	2
18	03-021300		SWITCH ASSEMBLY, FOOT (Single pole)	1
19	03-021301		SWITCH (Single pole, double throw)	1
20	03-021302		COVER, SWITCH (Guard type, with latch)	1
21	03-045000		BUSHING, REDUCER (3/4" to 1/2")	1
22	03-063300		GRIP, CORD (90°, 1/2", sealing)	1
23	03-085700		CABLE, ELECTRICAL (SJO, 4 conductor, #16 AWG) [Bulk item, 6 Ft (1.8 M) required this application]	A.R.
24	03-091200		TERMINAL, SPADE (locking, #6 stud, #14-#16 AWG)	3
25	03-091700		TERMINAL, SPADE (locking, #6 stud, #10-#12 AWG)	1
26	03-439000		TIE, CABLE [3-5/8" (92 mm) long]	5
27	07-003004		CAP SCREW, HEX HEAD (1/4"-20 x 7/8", Grade 5)	3
28	07-065014		WASHER, HELICAL LOCK (1/4")	3

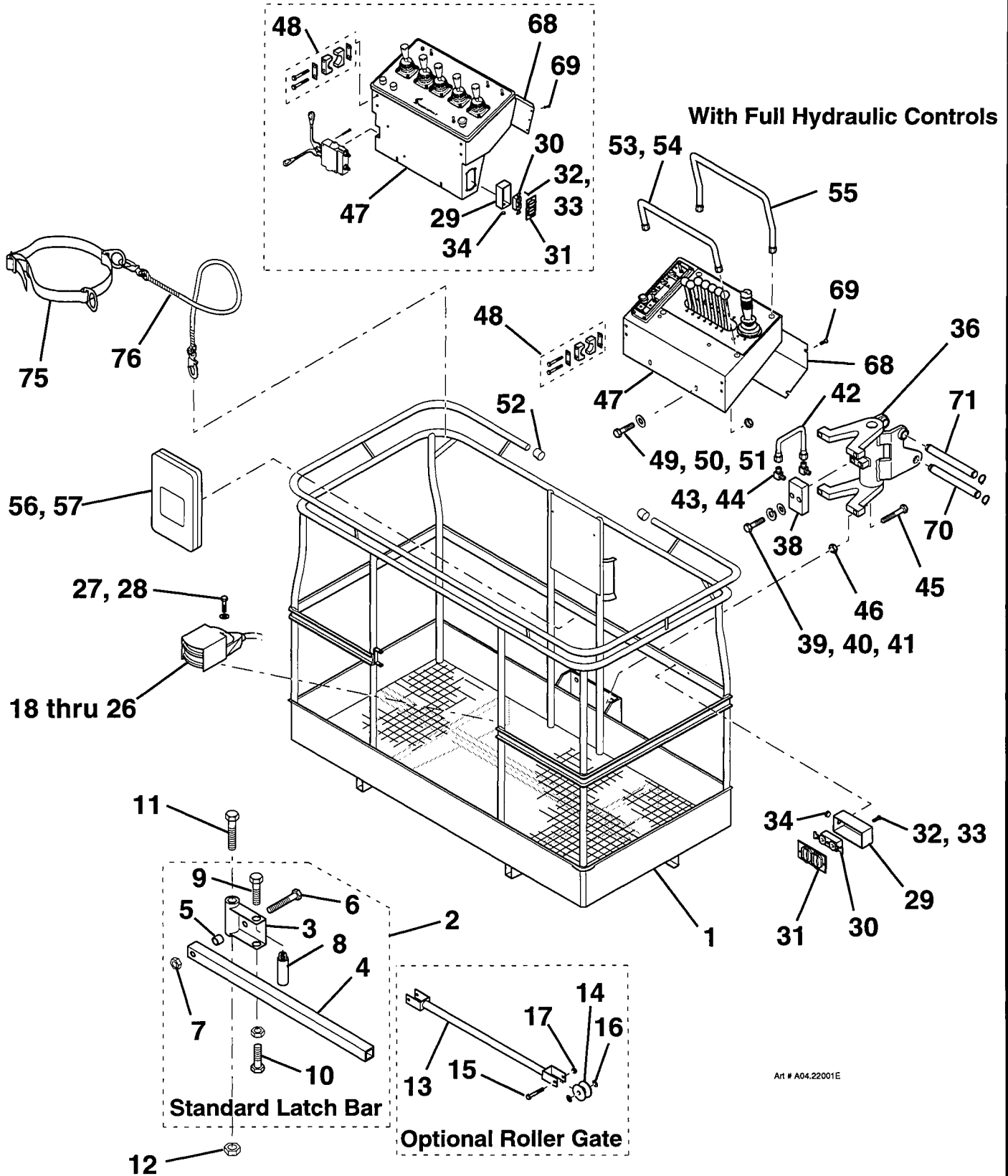
TITLE PLATFORM ASSEMBLY (PLATE 1 OF 3)

PLATE NO. 04.22 SIMON AERIALS INC.

REV. 26 APR., 1995

PART NO.

## With Electro-Proportional Controls



Art # A04.22001E

**TITLE**

## PLATFORM ASSEMBLY (PLATE 1 OF 3)

**SIMON AERIALS INC.**

REV. 26 APR., 1995

**PART  
NO.**

PLATE NO.
--------------

04.22

# PARTS LIST

ITEM	PART NO	SEE SECTION	DESCRIPTION	QTY.
29	03-062100		BOX, DUPLEX OUTLET	1
30	03-067000		OUTLET, DUPLEX (125 Volt AC, 20 Amp)	1
31	03-062200		COVER, DUPLEX OUTLET (Weatherproof)	1
32	07-090156		CAP SCREW, BUTTON HEAD (1/4"-20 x 5/8", Stn. Stl)	2
33	07-050014		NUT, STOP (1/4"-20, Grade 5)	2
34	03-041000		GRIP, CORD (1/2", with 3/8" - 7/16" seal)	1
35	352 5790		ROTARY ACTUATOR ASSEMBLY	1
36	02-023700	21.02	ACTUATOR, ROTARY	1
37	06-044300		90° ELBOW, STRAIGHT THREAD (4 C50X-S)	2
38	01-202000		VALVE, PRESSURE RELIEF	1
39	07-003053		CAP SCREW, HEX HEAD (3/8"-16 x 3", Grade 5)	2
40	07-065016		WASHER, HELICAL LOCK (3/8")	2
41	07-062015		WASHER, FLAT (5/16")	2
42	217 7770		TUBE ASSEMBLY, HYDRAULIC ROTATOR	2
43	06-044400		90° ELBOW, STRAIGHT THREAD (4-6 C50X-S)	2
44	06-039500		ADAPTER, "O"-RING TO 37° (4-6 F50X-S)	2
45	07-004092		CAP SCREW, HEX HEAD (1/2"-13 x 2-3/4", Grade 8)	4
46	07-058400		NUT, LOCK (1/2"-13, Grade 8)	4
47			CONSOLE ASSEMBLY, PLATFORM CONTROL	1
	353 6740	09.23	with <b>Full Hydraulic</b> controls	
	354 0020	09.24	with <b>Electro-Proportional</b> controls	
48	10-069600		CLAMP, TUBE (1-1/4")	2
49	07-003002		CAP SCREW, HEX HEAD (1/4"-20 x 5/8", Grade 5) (with <b>Full Hydraulic</b> controls)	2
50	07-062014		WASHER, FLAT (1/4") (with <b>Full Hydraulic</b> controls)	2
	07-062016		WASHER, FLAT (3/8") (with <b>Electro-Proportional</b> controls)	2
51	07-050014		NUT, STOP (1/4"-20, Grade 5) (with <b>Full Hydraulic</b> controls)	2
	07-050016		NUT, STOP (3/8"-16, Grade 5) ( <b>Electro-Proportional</b> )	2
52	11-203300		CAP, PIPE (1-1/4")	2
53	232 2880		RAIL, HAND REST [3" (76 mm) high]	1
54	232 2990		FITTING, HAND REST RAIL (Modified 8 PNTX-S)	2
55	231 9790		RAIL, GRAB [8-1/2" (216 mm) high]	1
56	11-085200		BOX, TECHNICAL MANUAL STORAGE	1
57	07-029365		SCREW, HEX WASHER HEAD (#12 x 1", Self drilling, with rubber seal)	2
58	10-151200		DECAL, "DANGER" (Hazard listing, at Platform controls)	1
59	10-007200		DECAL, "DISENGAGE LOCK PIN . . ."	1
60	10-147400		PLACARD, PLATFORM LEVEL AND ROTATE CONTROLS	1
61	10-139800		DECAL, "OPERATOR'S MANUAL ENCLOSED"	1

TITLE

PLATFORM ASSEMBLY (PLATE 2 OF 3)

PLATE  
NO.

04.22

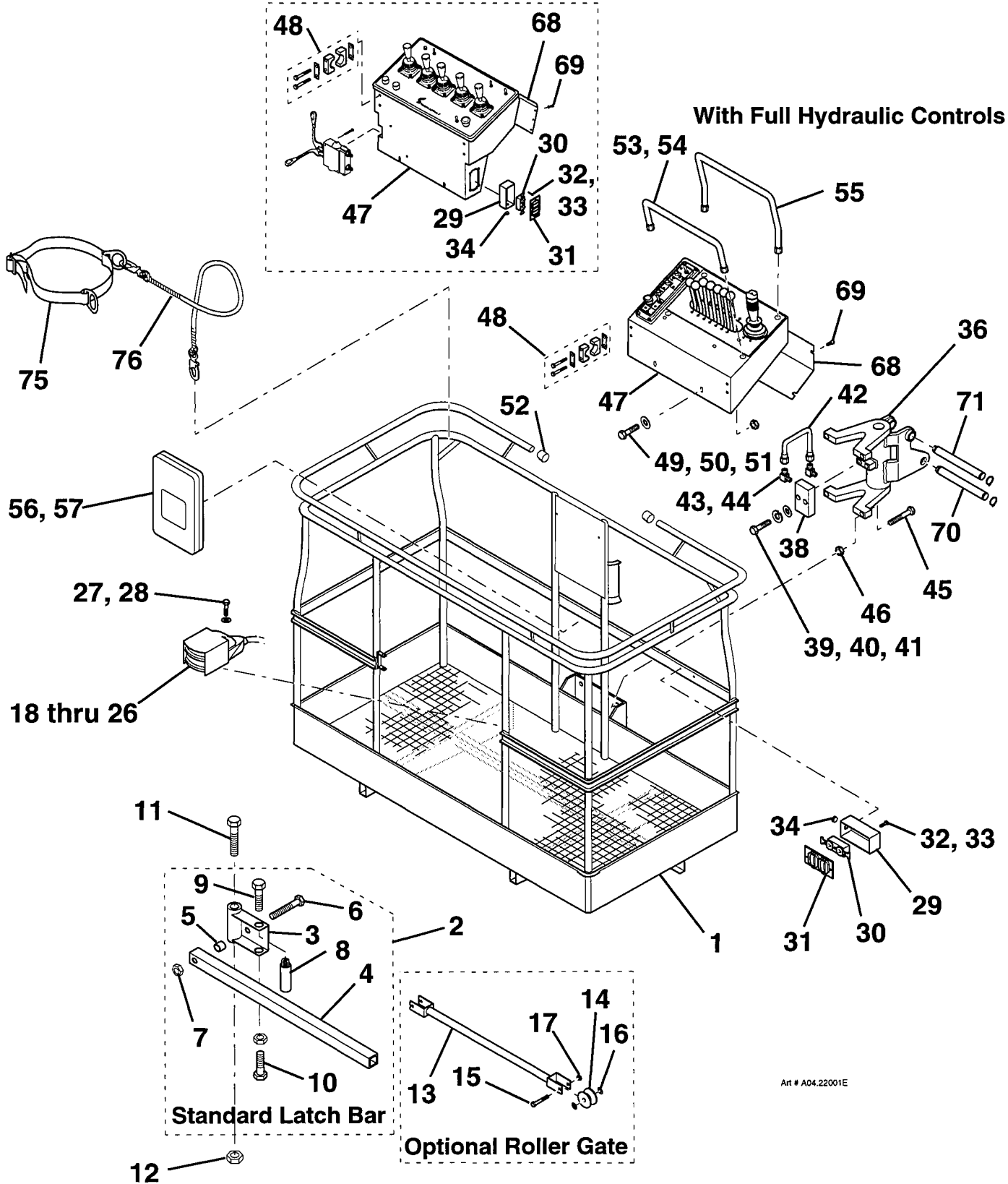
**SIMON AERIALS INC.**

REV. 26 APR., 1995

PART  
NO.

# With Electro-Proportional Controls

# With Full Hydraulic Controls



TITLE

PLATFORM ASSEMBLY (PLATE 2 OF 3)

**SIMON AERIALS INC.**

REV. 26 APR., 1995

PART  
NO.

PLATE  
NO.

04.22



# PARTS LIST

ITEM	PART NO	SEE SECTION	DESCRIPTION	QTY.
62	10-148300		DECAL, "Platform capacity 500 Lbs (225 Kg)" (4-1/2" [114 mm] wide)	2
63	10-145300		DECAL, "Platform capacity 500 Lbs (225 Kg)" (18-1/4" [464 mm] wide)	1
64	10-105900		DECAL, "SIMON" NAME White, 5" (127 mm) high (standard)	1
	10-017200		Black, 5" (127 mm) high (special application)	1
65	10-126800		DECAL, STRIPE ([4] Orange stripes, 3-3/4" [95 mm] wide) (Bulk item, order as needed) (10 Ft [3.05 M] used here)	A.R.
66	10-121600		DECAL, "MADE IN U.S.A."	1
67			HOSE KIT, PLATFORM	1
	353 6880		with <b>Full Hydraulic</b> control system	
	353 8970		with <b>Electro-Proportional</b> control system	
			The following items <b>are not</b> part of the Platform Assembly:	
68	214 0390		COVER, CONTROL CONSOLE (Rear) with <b>Full Hydraulic</b> control system	1
	233 8500		with <b>Electro-Proportional</b> control system	
69	07-029365		SCREW, HEX WASHER HEAD (#12 x 1", Self drilling, with rubber seal)	6
70	213 8950		PIN, PLATFORM PIVOT (1-1/4" x 9-5/8") (except Canada)	1
	232 3550		PIN, PLATFORM PIVOT (1-1/4" x 9-5/8") (CSA standards)	1
71			PIN, SLAVE CYLINDER (1-1/4" x 8") (Rod end)	
	213 8980		except Canada	1
	232 3520		CSA standards	1
72	03-064700		TIE, CABLE [14-1/2" (37 mm) long]	10
73	03-066400		TIE, CABLE [20" (51 mm) long]	5
74	10-113000		PROTECTOR, HOSE (Neoprene, 8" x 12" x 1/8" thick)	2
75	10-034000		BELT, SAFETY (option)	1
76	10-033900		LANYARD, SAFETY BELT (option)	1
			The following optional items are not shown:	
77			COVER, CONTROL CONSOLE (Hinged metal)	1
	232 4050	04.46	with <b>Full Hydraulic</b> controls	
	233 1760	04.45	with <b>Electro-Proportional</b> controls	
78	10-116900		COVER, CONTROL CONSOLE (Vinyl cloth)	1
79	10-163800		STUD, BUTTON SNAP (Stainless steel) (for vinyl cover)	A.R.
80	07-099300		RIVET, BLIND (Stainless steel) (for vinyl cover)	A.R.
81	03-038800		LAMP, CONTROL PANEL (hooded)	2
82	03-418600		BULB, PANEL LAMP (#68)	2

TITLE

PLATFORM ASSEMBLY (PLATE 3 OF 3)

PLATE NO.

04.22

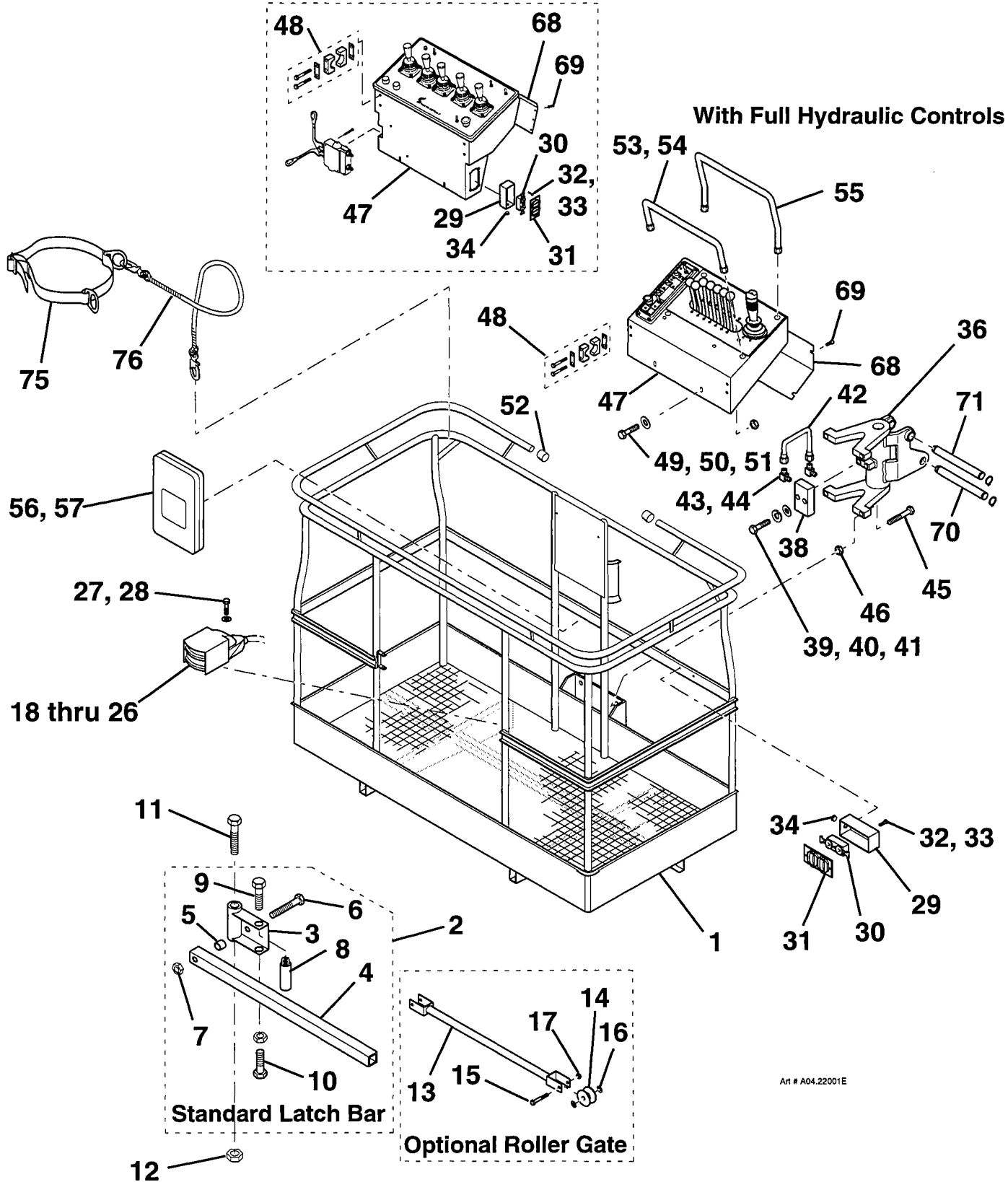
SIMON AERIALS INC.

REV. 26 APR., 1995

PART NO.

# With Electro-Proportional Controls

# With Full Hydraulic Controls



Art # A04.22001E

TITLE

PLATFORM ASSEMBLY (PLATE 3 OF 3)

**SIMON AERIALS INC.**

REV. 26 APR., 1995

PART  
NO.

PLATE  
NO.

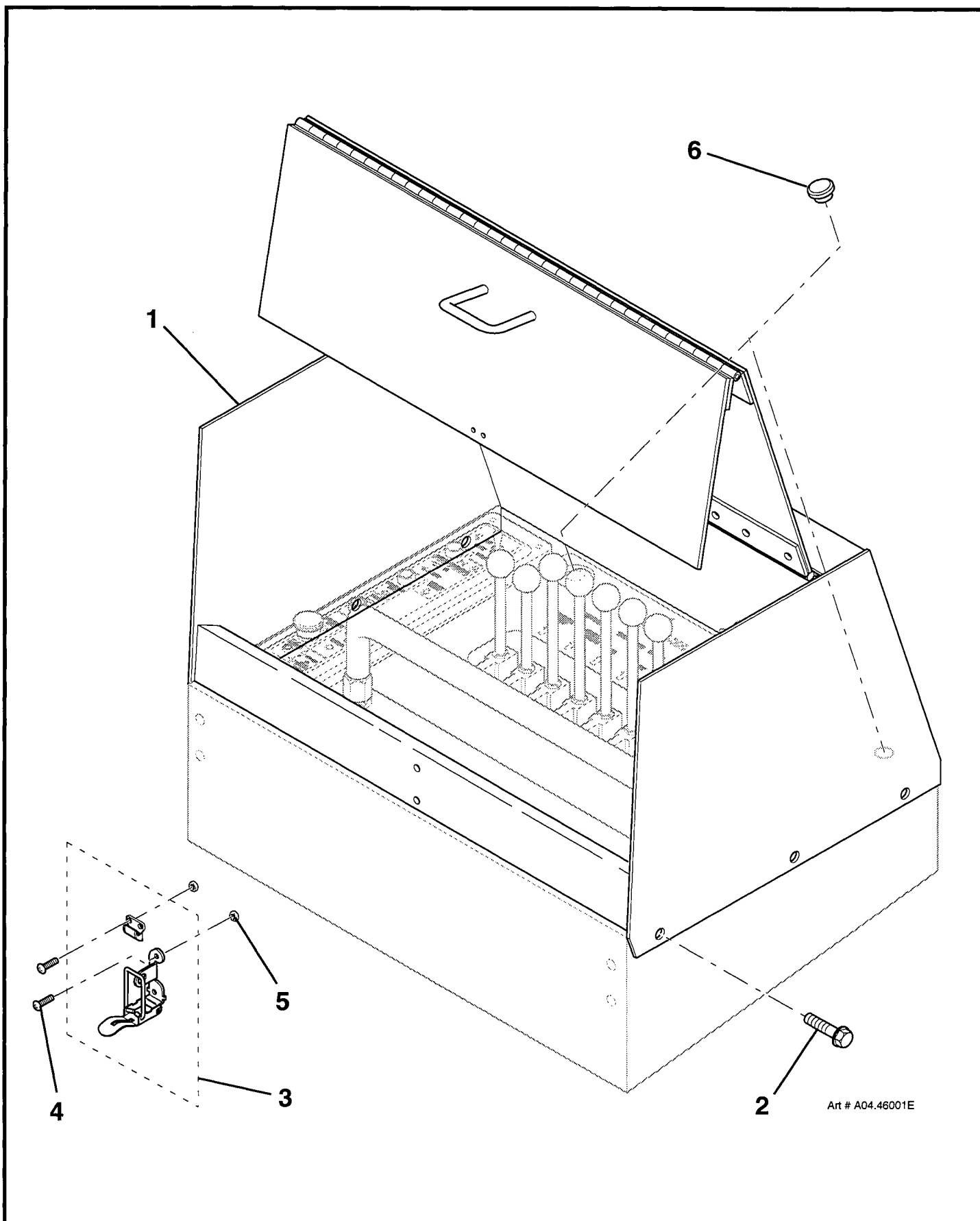
04.22

[illegible]

PLATE NO.	04.46	SIMON AERIALS INC.	REV. 23 MAR., 1995	PART NO.	232 4050
-----------	-------	--------------------	--------------------	----------	----------

REV. 23 MAR., 1995





TITLE PLATFORM CONSOLE COVER, AT SERIES (FULL HYDRAULIC)

**SIMON AERIALS INC.**

REV. 23 MAR., 1995

PART NO. 232 4050

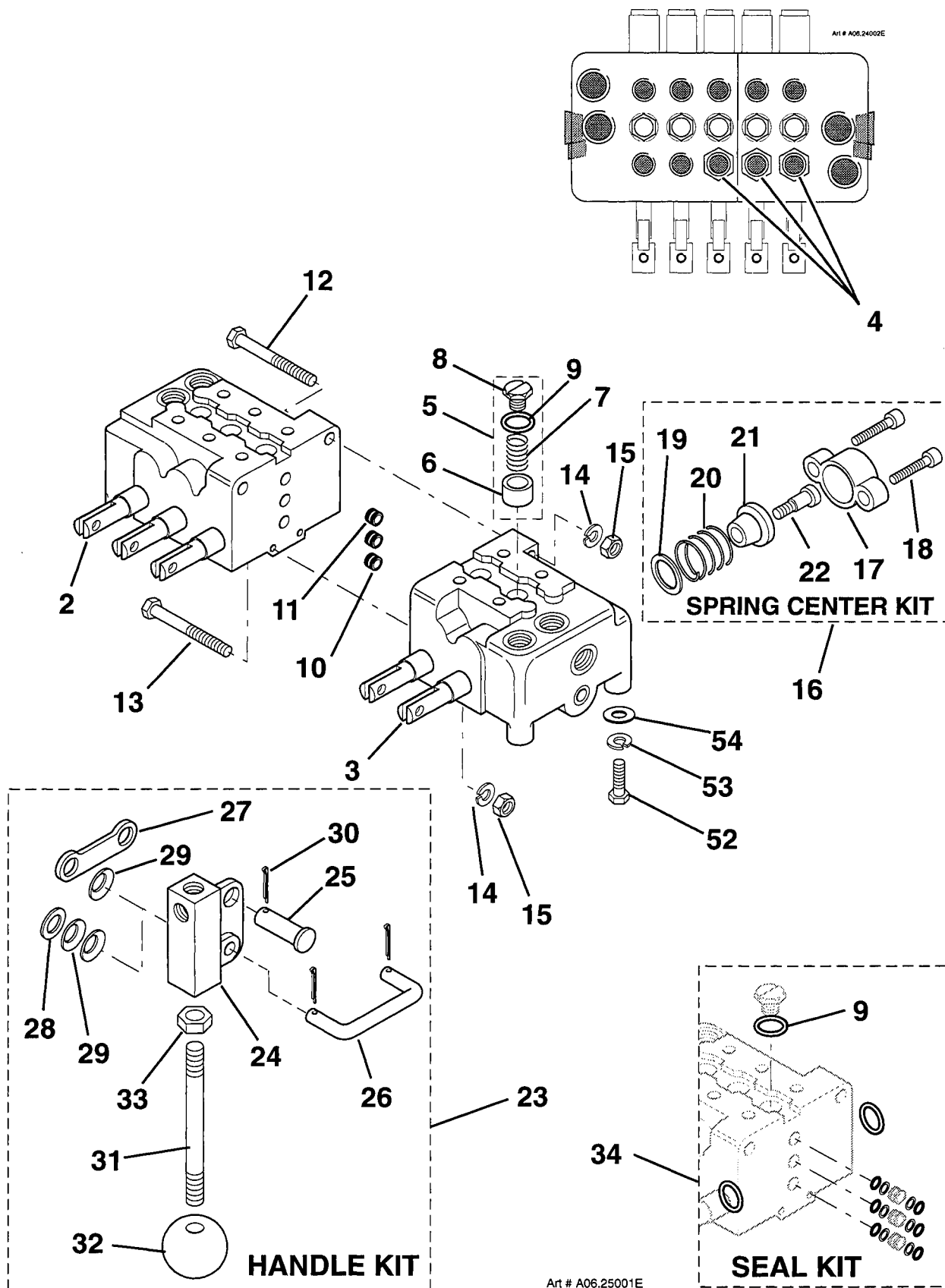
PLATE NO. 04.46

# PARTS LIST

ITEM	PART NO	SEE SECTION	DESCRIPTION	QTY.
1	01-212900		VALVE BANK ASS'Y., PLATFORM CONTROL (5 Spool)	1
2	01-212201		INLET SECTION, 3 SPOOL	1
3	01-098404		OUTLET SECTION, 2 SPOOL	1
4	01-098410		VALVE ASSEMBLY, FLOW CONTROL (5 L per minute, pressure compensated) (must be removed)	3
5			VALVE KIT, LOAD CHECK	5
6			POPPET, LOAD CHECK	1
7			SPRING	1
8			PLUG, HEX HEAD	1
9			O-RING (also part of Seal Kit, item 34)	1
10	01-098415		TUBE ASSEMBLY, FEEDER (3/4" O.D.)	2
11	01-098416		TUBE ASSEMBLY, FEEDER (11/16" O.D.)	1
12			BOLT, HEX HEAD (1/4"-20 x 2-1/4", Grade 5)	2
13			BOLT, HEX HEAD (1/4"-20 x 3", Grade 5)	2
14			WASHER, SPLIT LOCK (1/4")	4
15			NUT, HEX (1/4"-20, Grade 5)	4
16			SPRING CENTER KIT	5
17			CAP, END	1
18			SCREW	2
19			WASHER	1
20			SPRING, RETURN	1
21			SPACER	1
22			BOLT, SHOULDER	1
23	01-212902		HANDLE KIT [for 8" (203 mm) long handle]	5
24	01-098402		BLOCK, PIVOT	1
25	01-098403		PIN, CLEVIS	1
26	01-098413		C-HOOK	1
27	01-098414		LINK (used on three outboard spools)	1
28	01-098411		WASHER, FLAT (for center spools not using link)	1
29	01-098409		WASHER, SPRING (1 for spools using link, 2 for rest)	2
30	01-098412		PIN, COTTER	3
31	01-212901		ROD, HANDLE [8" (203 mm) long]	1
32	01-098407		KNOB, BALL (Plastic)	1
33	01-098408		NUT, JAM	1
34	01-098601		SEAL KIT (will service 5 Spools)	1

**TITLE** GROUND VALVE BANK ASSEMBLY, 5 SPOOL (PLATE 1 OF 2)

<b>PLATE NO.</b>	06.25	<b>SIMON AERIALS INC.</b>	NEW 14 MAR., 1994	<b>PART NO.</b>	3536730
------------------	-------	---------------------------	-------------------	-----------------	---------



TITLE GROUND VALVE BANK ASSEMBLY, 5 SPOOL (PLATE 1 OF 2)

**SIMON AERIALS INC.**

NEW 14 MAR., 1994

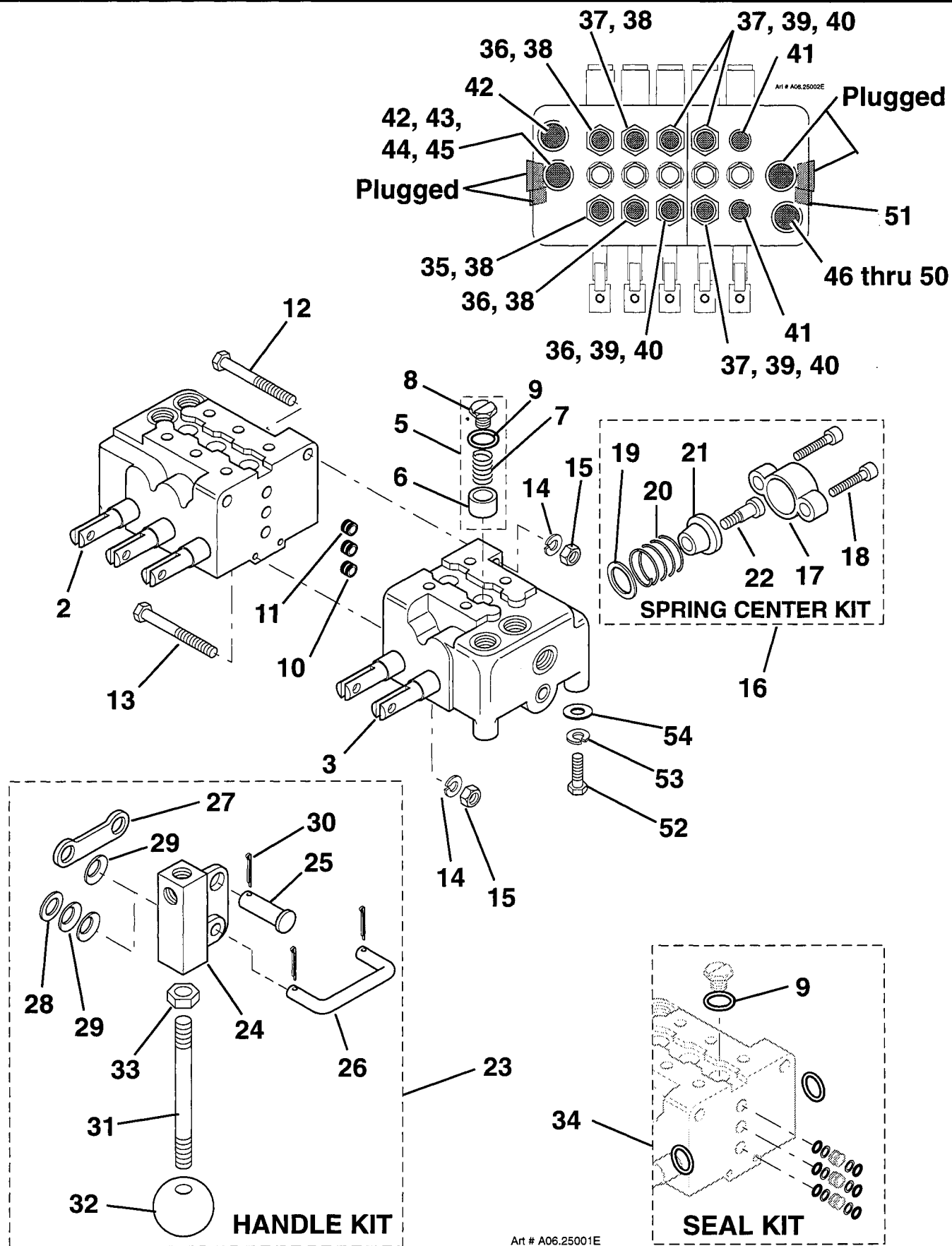
PART NO. 3536730

PLATE NO. 06.25

[illegible]

TITLE					GROUND VALVE BANK ASSEMBLY, 5 SPOOL (PLATE 2 OF 2)							
PLATE NO.		06.25		SIMON AERIALS INC.			NEW 14 MAR., 1994		PART NO.		3536730	

TITLE					GROUND VALVE BANK ASSEMBLY, 5 SPOOL (PLATE 2 OF 2)							
PLATE NO.		06.25		SIMON AERIALS INC.			NEW 14 MAR., 1994		PART NO.		3536730	



Art # A06.25001E

TITLE	GROUND VALVE BANK ASSEMBLY, 5 SPOOL (PLATE 2 OF 2)		
SIMON AERIALS INC.	NEW 14 MAR., 1994	PART NO. 3536730	PLATE NO. 06.25



## PARTS LIST

ITEM	PART NO	SEE SECTION	DESCRIPTION	QTY.
1	01-216300		VALVE BANK, PLATFORM CONTROL (7 Spool) [(3) Flow Control Valves (item 5, see illustration for location) must be removed for this application]	1
2	01-212201		INLET SECTION, 3 SPOOL	1
3	01-213400		CENTER SECTION, SINGLE SPOOL	1
4	01-212802		OUTLET SECTION, 3 SPOOL	1
5	01-098410		VALVE ASSEMBLY, FLOW CONTROL (5 L per minute, pressure compensated) (must be removed)	3
6			VALVE KIT, LOAD CHECK	7
7			POPPET, LOAD CHECK	1
8			SPRING	1
9			PLUG, HEX HEAD	1
10			O-RING (also part of Seal Kit, item 35)	1
11	01-098415		TUBE ASSEMBLY, FEEDER (3/4" O.D.)	4
12	01-098416		TUBE ASSEMBLY, FEEDER (11/16" O.D.)	2
13			BOLT, HEX HEAD (1/4"-20 x 3-3/4", Grade 5)	2
14			BOLT, HEX HEAD (1/4"-20 x 4-1/2", Grade 5)	2
15			WASHER, SPLIT LOCK (1/4")	4
16			NUT, HEX (1/4"-20, Grade 5)	4
17			SPRING CENTER KIT	7
18			CAP, END	1
19			SCREW	2
20			WASHER	1
21			SPRING, RETURN	1
22			SPACER	1
23			BOLT, SHOULDER	1
24	01-098901		HANDLE KIT [with 5" (127 mm) long handle]	2
	01-098902		HANDLE KIT [with 5-3/4" (146 mm) long handle]	5
25	01-098402		BLOCK, PIVOT	1
26	01-098403		PIN, CLEVIS	1
27	01-098413		C-HOOK	1
28	01-098414		LINK (used on two spools at each end)	1
29	01-098411		WASHER, FLAT (for center spools not using link)	1
30	01-098409		WASHER, SPRING (1 for spools using link, 2 for rest)	2
31	01-098412		PIN, COTTER	3
32	01-098502		ROD, HANDLE [5" (127 mm) long]	1
	01-098503		ROD, HANDLE [5-3/4" (146 mm) long]	1
33	01-098407		KNOB, BALL (Plastic)	1
34	01-098408		NUT, JAM	1
35	01-216301		SEAL KIT (will service 7 Spools)	1

**TITLE** PLATFORM VALVE BANK ASSEMBLY, 7 SPOOL (PLATE 1 OF 2)

<b>PLATE NO.</b>	06.26	<b>SIMON AERIALS INC.</b>	NEW 2 MAR., 1994	<b>PART NO.</b>	3536840
------------------	-------	---------------------------	------------------	-----------------	---------

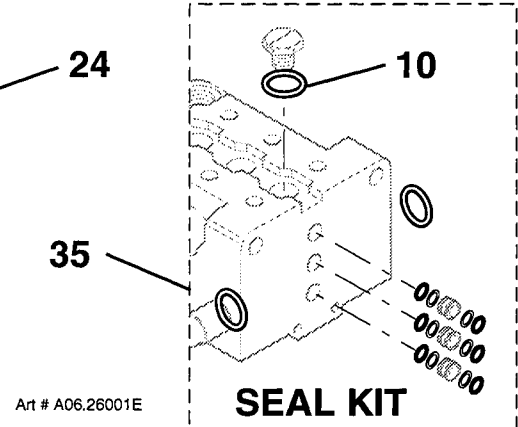
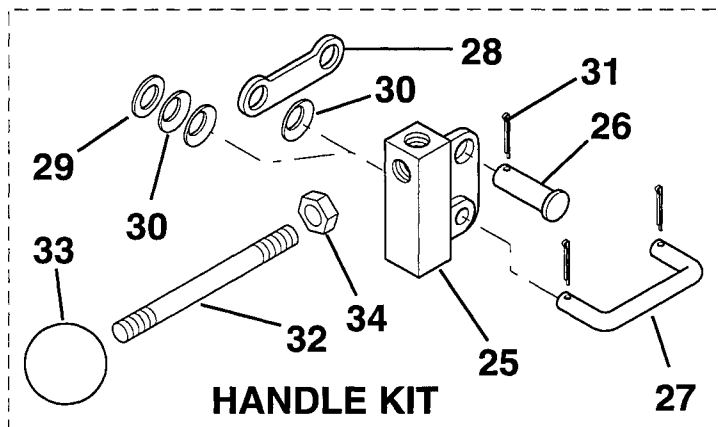
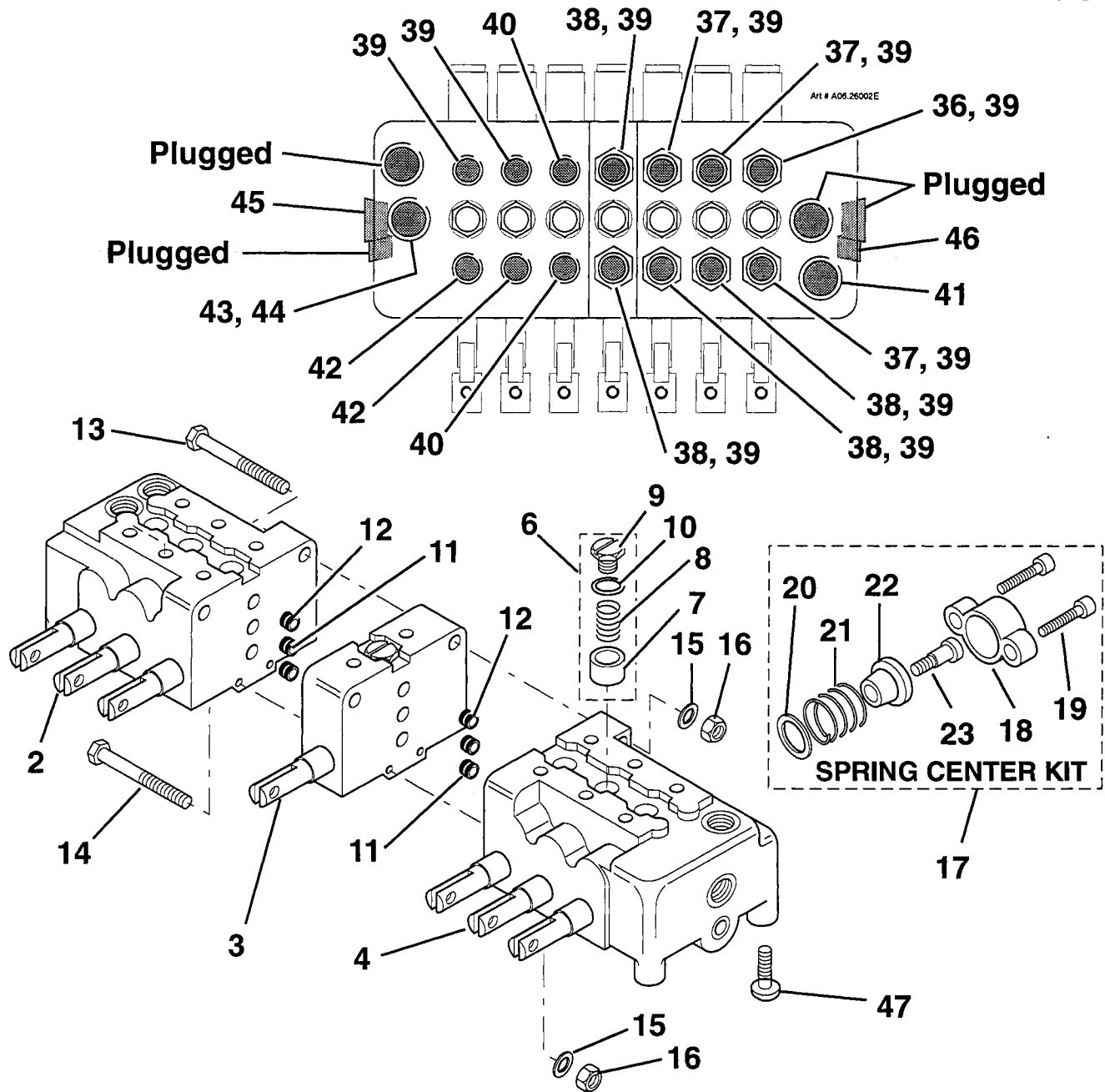




[illegible]

TITLE					PLATFORM VALVE BANK ASSEMBLY, 7 SPOOL (PLATE 2 OF 2)				
PLATE NO.	06.26	SIMON AERIALS INC.			NEW 2 MAR., 1994	PART NO.	3536840		

TITLE					PLATFORM VALVE BANK ASSEMBLY, 7 SPOOL (PLATE 2 OF 2)				
PLATE NO.	06.26	SIMON AERIALS INC.			NEW 2 MAR., 1994	PART NO.	3536840		



TITLE PLATFORM VALVE BANK ASSEMBLY, 7 SPOOL (PLATE 2 OF 2)

**SIMON AERIALS INC.**

NEW 2 MAR., 1994

PART NO. 3536840

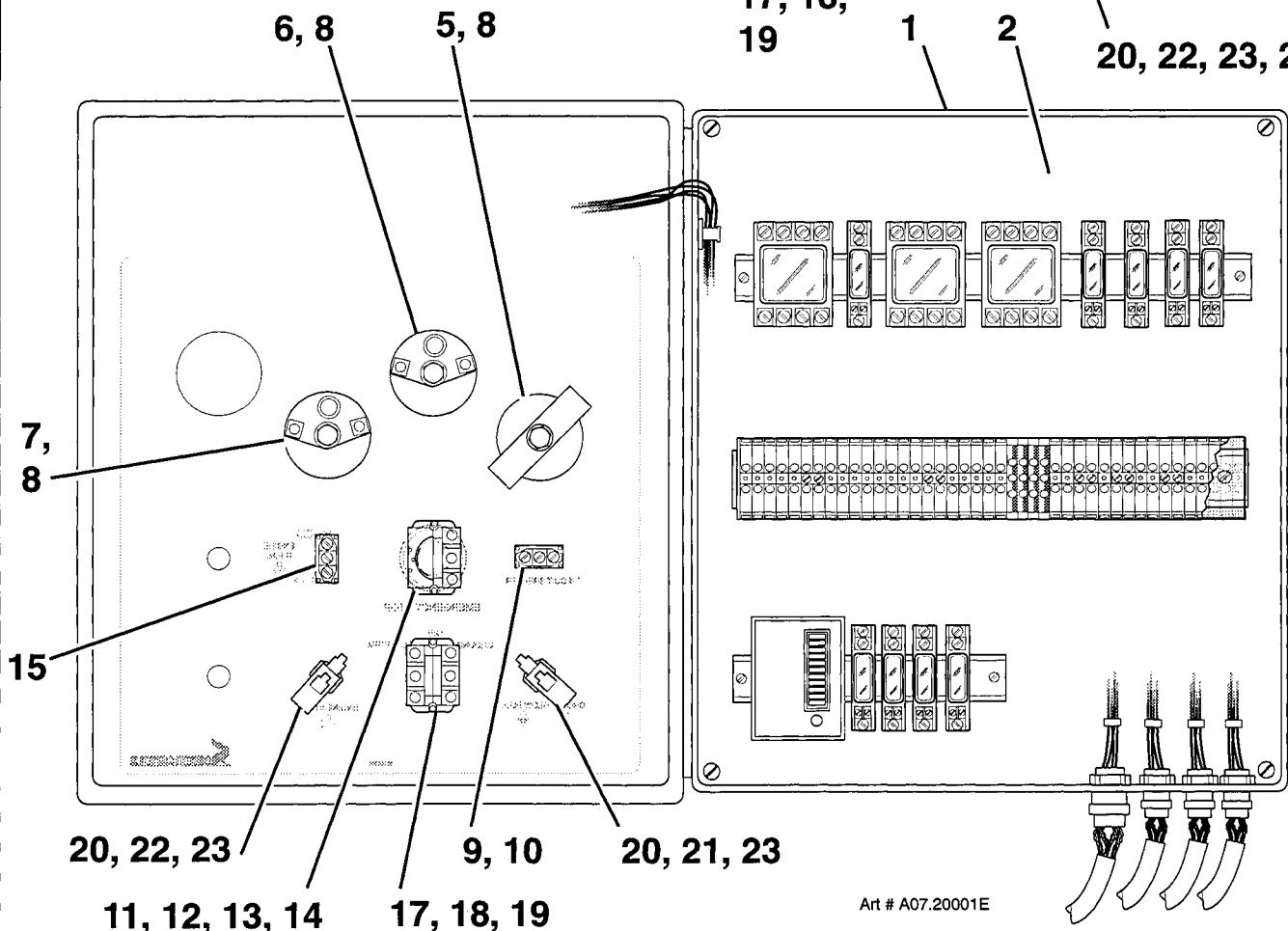
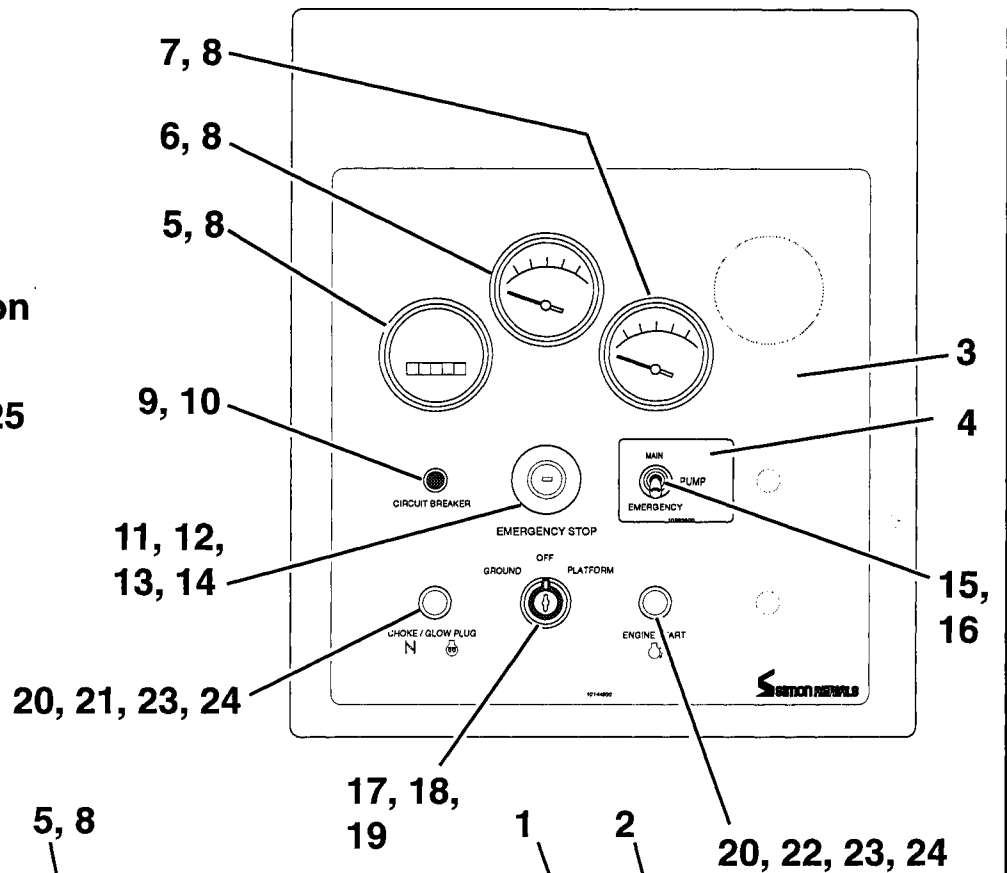
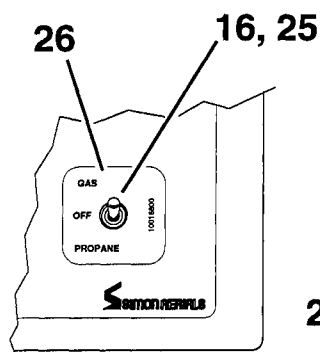
PLATE NO. 06.26

<b>ITEM</b>	<b>PART NO</b>	<b>SEE SECTION</b>	<b>DESCRIPTION</b>	<b>QTY.</b>
1	2310430		ELECTRICAL BOX, GROUND CONTROL	1
2	2196530		SUB PLATE, MOUNTING	1
3	10-144300		DECAL, GROUND CONTROL	1
4	10-223900		DECAL, MAIN/ EMERGENCY PUMP	1
5	03-492300		METER, HOUR (Solid state, 12 to 24 Volt DC)	1
6	03-492200		METER, VOLT (12 Volt DC, 8 to 18 Volt range)	1
7	03-492400		GAUGE, OIL PRESSURE (12 Volt DC, 0 to 100 PSI)	1
8	01-225700		"O"-RING (Meter seal to panel)	3
9	03-024000		BREAKER, CIRCUIT (20 Amp @ 120 Volt AC, push to reset)	1
10	03-499800		SEAL, CIRCUIT BREAKER BUTTON	1
11	03-702000		BUTTON, EMERGENCY STOP (Red, "Pull to release" style)	1
12	01-037400		"O"-RING (.351" O.D., .072" thick)	1
13	03-437300		BLOCK, CONTACT (Normally closed)	1
14	03-454900		BASE, CONTACT BLOCK	1
15	03-020400		SWITCH, TOGGLE (Pump selector) (2 position, maintained contact, single pole, single throw)	1
16	03-497900		SEAL, PANEL	A.R.
17	03-496100		SWITCH, KEY OPERATED (3 position) (includes two keys)	1
18	03-496200		BLOCK, CONTACT (Normally open)	2
19	03-496300		BLOCK, CONTACT (Normally closed)	1
20	03-402500		SWITCH (10 Amp, 250 Volt AC)	2
21	03-402800		BUTTON, PUSH (Blue) (Choke/ Glow plug)	1
22	03-402900		BUTTON, PUSH (Green) (Engine start)	1
23	03-402600		SEAL, SWITCH BEZEL	2
24	10-151000		CAP, VINYL (Black)	2
25			SWITCH, TOGGLE (with "Dual fuel" option)	1
26	10-016800		DECAL, "GAS/ OFF/ PROPANE" (with "Dual fuel" option)	1

TITLE		GROUND CONTROL BOX ASSEMBLY (PLATE 1 OF 2)	
PLATE NO.	07.20	SIMON AERIALS INC.	PART NO. 3537490 <small>NEW 29 MAR., 1994</small>

PART NO. 3537490

with Dual Fuel option



Art # A07.20001E

TITLE

GROUND CONTROL BOX ASSEMBLY (PLATE 1 OF 2)

**SIMON AERIALS INC.**

NEW 29 MAR., 1994

PART  
NO.

3537490

PLATE  
NO.

07.20

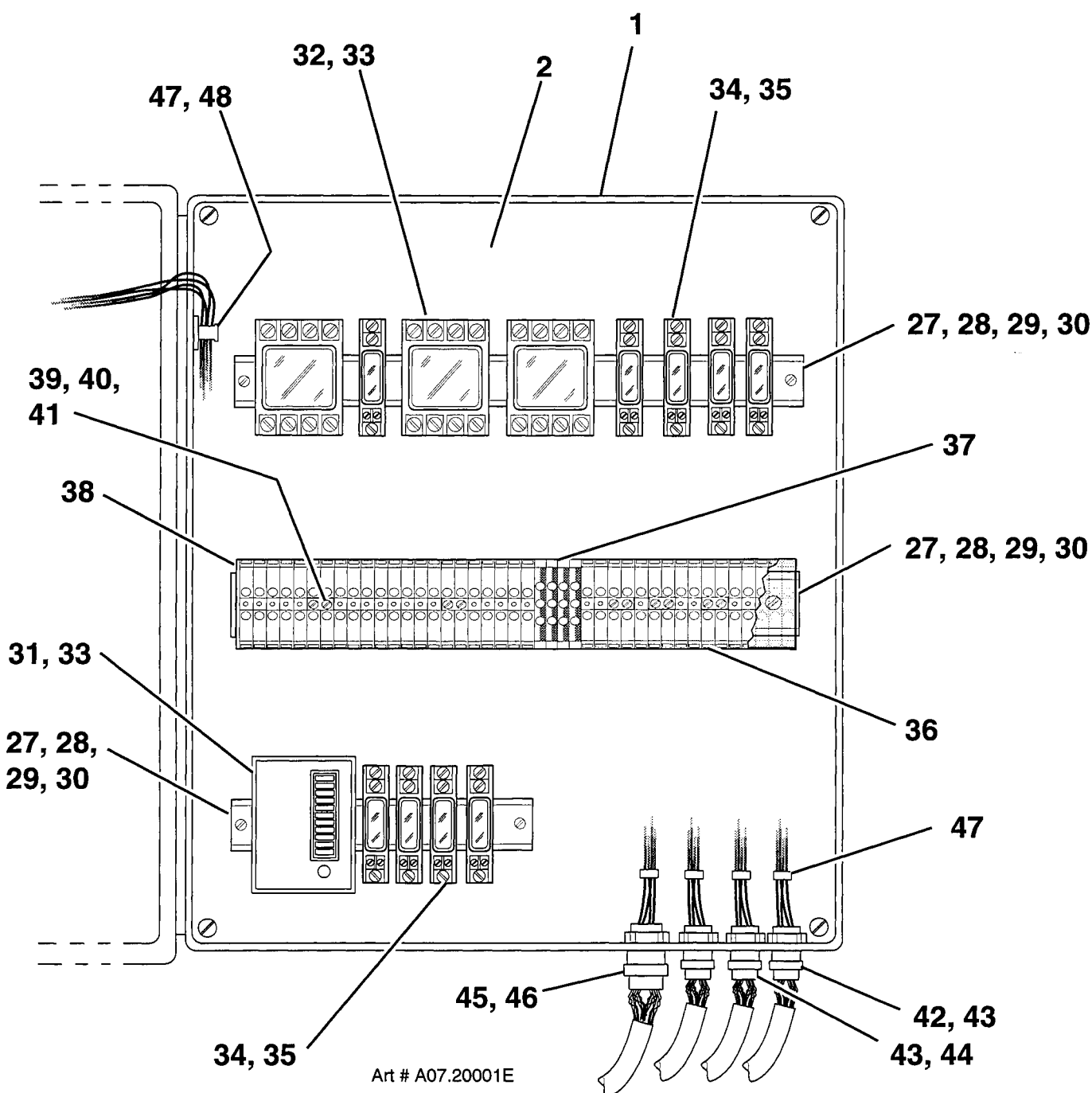


[illegible]

<b>PLATE NO.</b> 07.20	<b>SIMON AERIALS INC.</b> NEW 29 MAR., 1994	<b>PART NO.</b> 3537490
------------------------	--	-------------------------

NEW 29 MAR., 1994





TITLE

GROUND CONTROL BOX ASSEMBLY (PLATE 2 OF 2)

**SIMON AERIALS INC.**

NEW 29 MAR., 1994

PART  
NO.

3537490

PLATE  
NO.

07.20

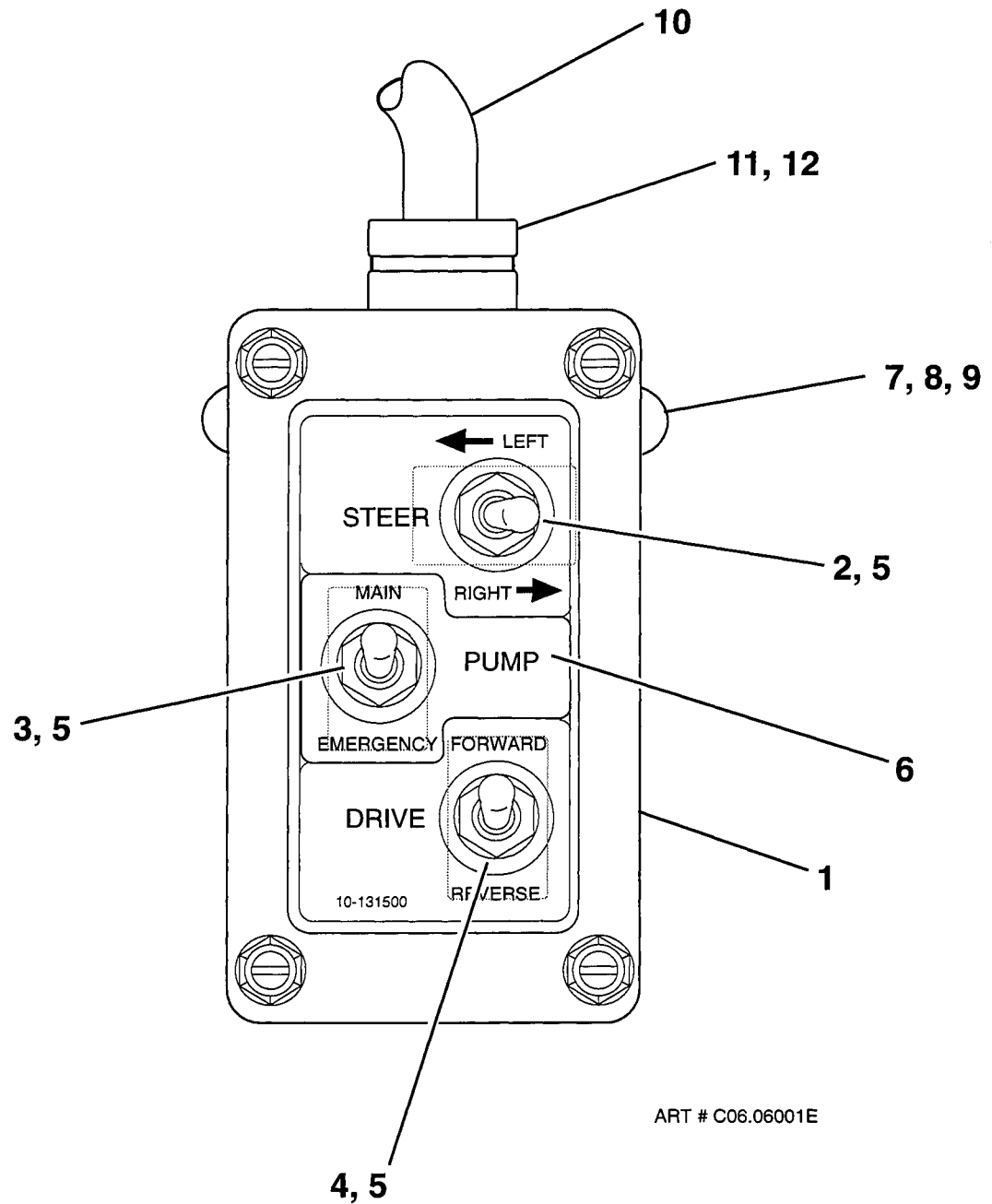
## PARTS LIST

[illegible]

TITLE	PENDANT ASSEMBLY, REMOTE CONTROL
-------	----------------------------------

PLATE NO.	07.21	SIMON AERIALS INC.	NEW 15 MAR., 1994	PART NO.	3529370
-----------	-------	--------------------	-------------------	----------	---------

NEW 15 MAR., 1994



TITLE

PENDANT ASSEMBLY, REMOTE CONTROL

**SIMON AERIALS INC.**

NEW 15 MAR., 1994

PART  
NO.

3529370

PLATE  
NO.

07.21

## PARTS LIST

ITEM	PART NO	SEE SECTION	DESCRIPTION	QTY.
	3533360		ENGINE GROUP (Wisconsin W4-1770 Gasoline)	1
	3536850		ENGINE GROUP (Wisconsin W4-1770 Dual fuel)	1
1	3533370		ENGINE ASSEMBLY (Wisconsin W4-1770 Gasoline)	1
	3537600		ENGINE ASSEMBLY (Wisconsin W4-1770 Dual fuel)	1
2			ENGINE (Wisconsin W4-1770 air cooled four cylinder)	
	09-006700		35 HP (26 Kw), 1.77 L <b>gasoline</b> powered	1
	09-021000		35 HP (26 Kw), 1.77 L <b>dual fuel</b> (shown)	1
			<b>Note:</b> Engine output shaft must be shortened.	
3	02-008200		COUPLING ASSEMBLY (14 tooth spline)	1
4	2157400		KEY (3/8" x 1-1/2")	4
5	07-008046		CAP SCREW, SOCKET HEAD (3/8"-16 x 1-1/4", Grade 5)	2
6	2199740		ADAPTER, PUMP	1
7	2150280		BRACKET, THROTTLE SOLENOID	1
8	07-003069		CAP SCREW, HEX HEAD (7/16"-14 x 2", Grade 5)	2
9	07-003071		CAP SCREW, HEX HEAD (7/16"-14 x 2-1/2", Grade 5)	2
10	07-065017		WASHER, HELICAL LOCK (7/16")	4
11	07-062017		WASHER, FLAT (7/16") (with long screws in upper holes)	6
12	01-206900	12.13	PUMP, HYDRAULIC	1
13	07-004127		CAP SCREW, HEX HEAD (5/8"-11 x 1-1/2", Grade 8)	4
14	07-065021		WASHER, HELICAL LOCK (5/8")	4
15	07-060021		WASHER, FLAT (5/8", standard)	4
16	06-195700		90° FITTING, FLANGED (1-1/2" suction to 2" SAE)	1
17	06-202100		FLANGE (4 bolt SAE #1, LI-16-16S-30)	1
18	06-045600		90° ELBOW, STRAIGHT THREAD (12-16 C50X-S)	2
19	06-044700		90° ELBOW, STRAIGHT THREAD (6-8 C50X-S)	1
20	06-191900		ADAPTER, "O"-RING TO 37° (6-4 F50X-S)	1
21	01-013700		VALVE, SOLENOID (2 way)	1
22	07-003087		CAP SCREW, HEX HEAD (1/2"-13 x 1-1/2", Grade 5)	4
23	07-065018		WASHER, HELICAL LOCK (1/2")	4
24	2141550		BRACKET, CHOKE	1
25	07-092800		CAP SCREW, SOCKET HEAD (#8-32 x 1/2", Grade 8)	2
26	07-092900		WASHER, INTERNAL TOOTH LOCK (#8)	2
27			LEVER, CHOKE (comes with engine)	1
28	03-452100		CYLINDER, CHOKE SOLENOID (12 Volt DC)	1
29	10-110600		SPRING, CHOKE RETURN	1
30	07-075414		ROLL PIN (1/8" x 1")	1

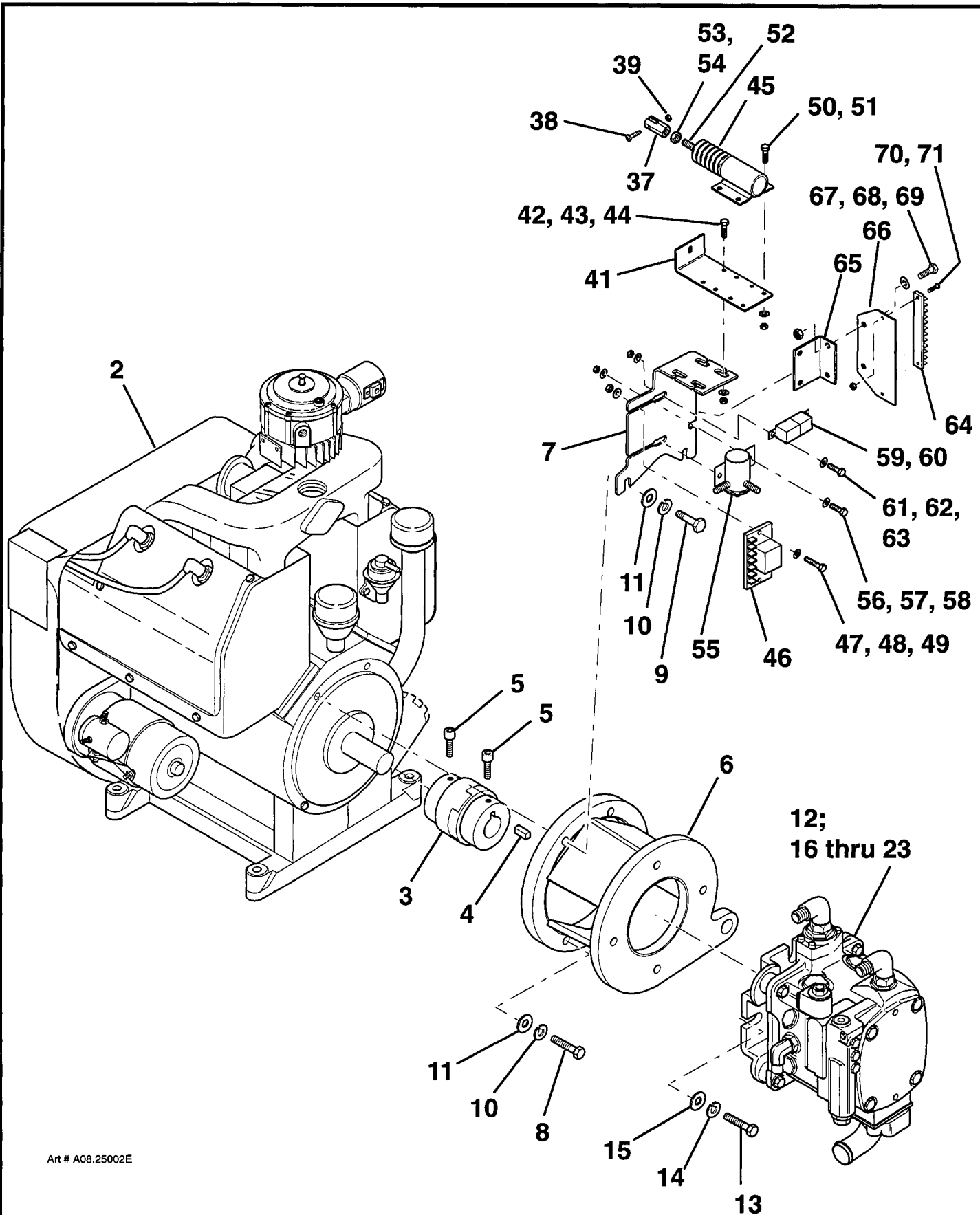
**TITLE** ENGINE ASSEMBLY, WISCONSIN W4-1770 (PLATE 1 OF 4)

**PLATE NO.** 08.25

**SIMON AERIALS INC.**

NEW 05 MAY, 1994

**PART NO.**



TITLE ENGINE ASSEMBLY, WISCONSIN W4-1770 (PLATE 1 OF 4)

**SIMON AERIALS INC.**

NEW 05 MAY, 1994

PART  
NO.

PLATE  
NO. 08.25



## PARTS LIST

ITEM	PART NO	SEE SECTION	DESCRIPTION	QTY.
31	09-052200		SENDER, OIL PRESSURE GAUGE (0-100 PSI)	1
32	08-074000		CHAIN, BEAD (#13) (for throttle lever) (Bulk item, order as needed. 5 balls required here.)	A.R.
33	08-074100		COUPLING, BEAD CHAIN END	2
34	07-011344		MACHINE SCREW, PAN HEAD (#8-32 x 3/4", Grade 2)	1
35	07-062009		WASHER, FLAT (#8)	3
36	07-050009		NUT, HEX LOCK (#8-32, Grade 5)	1
37	2107940		NUT, COUPLING (1/4"-28, modified)	1
38	07-011334		MACHINE SCREW, ROUND HEAD (#6-32 x 3/4")	1
39	07-050007		NUT, STOP (#6-32, Grade 5)	1
40			SPRING, GOVERNOR (comes with engine)	1
41	2319440		BRACKET, THROTTLE SOLENOID	1
42	07-003004		CAP SCREW, HEX HEAD (1/4-20 x 7/8", Grade 5)	4
43	07-060014		WASHER, FLAT (1/4" SAE)	4
44	07-050014		NUT, HEX LOCK (1/4"-20, Grade 5)	4
45	03-456900		SOLENOID, THROTTLE (with module)	1
46	03-456803		MODULE, TIMER	1
47	07-008354		CAP SCREW, SOCKET HEAD (#10-24 x 1-1/4", Grade 5)	2
48	07-062009		WASHER, FLAT (#8)	4
49	07-050011		NUT, HEX LOCK (#10-24, Grade 5)	2
50	07-003002		CAP SCREW, HEX HEAD (1/4-20 x 5/8", Grade 5)	4
51	07-050014		NUT, HEX LOCK (1/4"-20, Grade 5)	4
52	11-008005		ROD, THREADED (1/4"-28, Grade 5) [3 Ft (.91 M) long piece. 4-3/4" (121 mm) required this application]	A.R.
53	07-060014		WASHER, FLAT (1/4" SAE)	1
54	07-047114		NUT, JAM (1/4"-28, Grade 5)	1
55	03-051300		RELAY, SOLENOID (Single pole, single throw, continuous duty)	1
56	07-003004		CAP SCREW, HEX HEAD (1/4-20 x 7/8", Grade 5)	2
57	07-060014		WASHER, FLAT (1/4" SAE)	4
58	07-050014		NUT, HEX LOCK (1/4"-20, Grade 5)	4
59	03-467500		RELAY, CHOKE (Single pole, single throw, 12 Volt DC, normally open, sealed)	1
60	03-469200		SOCKET, CHOKE RELAY	1
61	07-003004		CAP SCREW, HEX HEAD (1/4-20 x 7/8", Grade 5)	1
62	07-060014		WASHER, FLAT (1/4" SAE)	2
63	07-050014		NUT, HEX LOCK (1/4"-20, Grade 5) (gas only)	1

**TITLE** ENGINE ASSEMBLY, WISCONSIN W4-1770 (PLATE 2 OF 4)

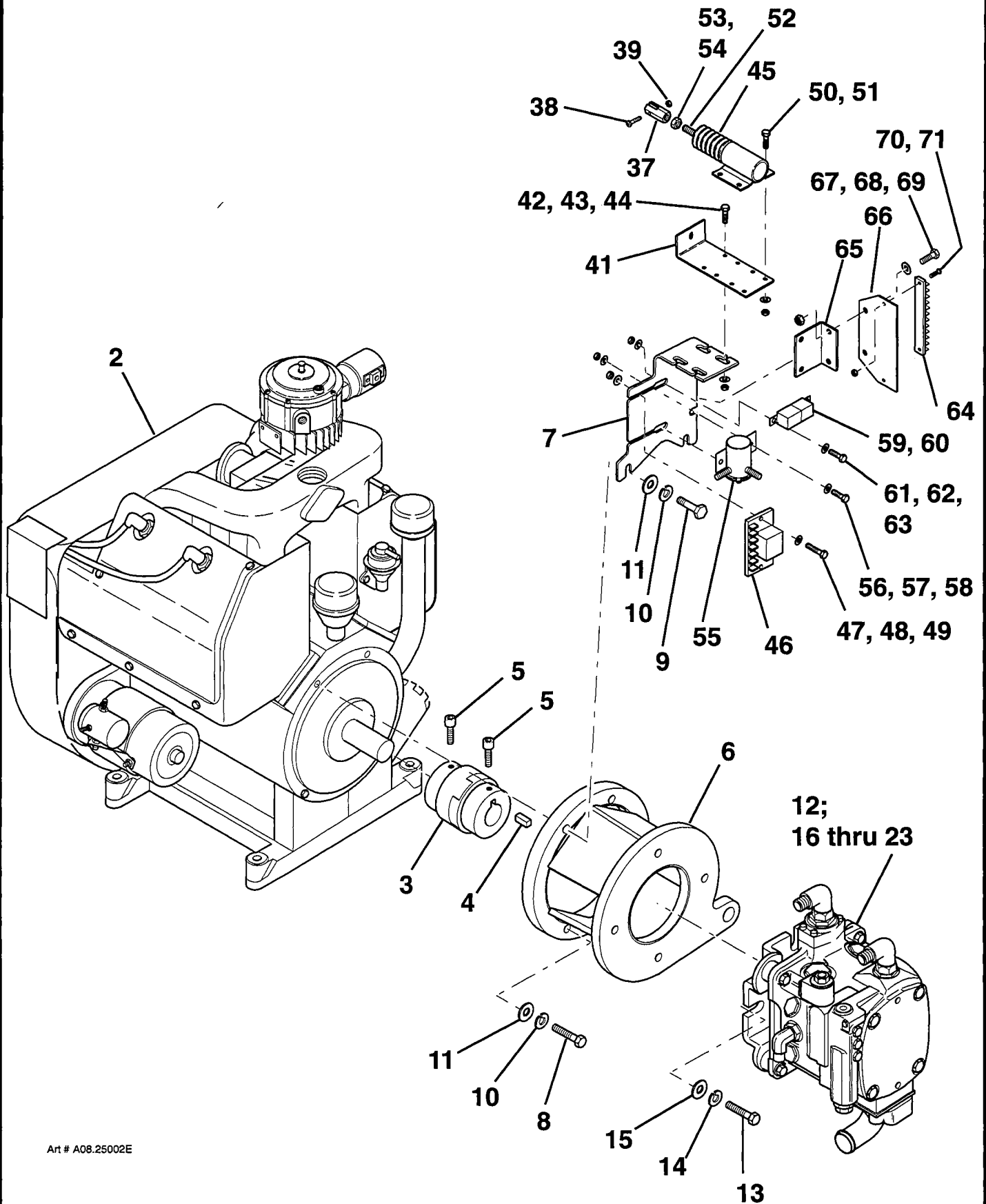
**PLATE NO.** 08.25

**SIMON AERIALS INC.**

NEW 05 MAY, 1994

**PART NO.**





TITLE ENGINE ASSEMBLY, WISCONSIN W4-1770 (PLATE 2 OF 4)

**SIMON AERIALS INC.**

NEW 05 MAY, 1994

PART  
NO.

PLATE  
NO. 08.25

## PARTS LIST

ITEM	PART NO	SEE SECTION	DESCRIPTION	QTY.
64	03-468700		STRIP, TERMINAL (Barrier type, 14 contact)	1
65	2301530		BRACKET, TERMINAL STRIP [4-1/2" (114 mm) high]	1
66	2301520		BRACKET, TERMINAL STRIP [7" (178 mm) high]	1
67	07-003022		CAP SCREW, HEX HEAD (5/16"-18 x 5/8", Grade 5)	2
68	07-062014		WASHER, FLAT (1/4")	2
69	07-050015		NUT, HEX LOCK (5/16"-18, Grade 5)	2
70	07-011344		MACHINE SCREW, PAN HEAD (#8-32 x 3/4", Grade 2)	2
71	07-050009		NUT, HEX LOCK (#8-32, Grade 5)	2
72	03-074000		CABLE, BATTERY [Black, 9-3/4" (25 cm) long, 3/8" lugs]	1
73	06-081300		45° STREET ELBOW (1/8 CD45-S)	1
74	11-050404		FITTING, HOSE (Brass, barbed, 1/4" I.D. hose, 1/8" male NPT thread)	1
75	11-050021		90° STREET ELBOW (1-1/4")	1
76	03-488700		LOCK NUT, CONDUIT (1-1/4")	2
77	2326910		MUFFLER ASSEMBLY	1
78	10-003800		CAP, RAIN (2")	1
79	03-088300		WIRE, ELECTRICAL (Blue, #14 AWG) (Bulk item) [50 Ft (15.2 M) required this application]	A.R.
80	03-088400		WIRE, ELECTRICAL (Black, #14 AWG) (Bulk item) [4 Ft (1.2 M) required this application]	A.R.
81	03-455300		WIRE, ELECTRICAL (Black, #10 AWG stranded) (Bulk item) [1 Ft (30.5 cm) required this application]	A.R.
82	03-457200		WIRE, ELECTRICAL (Blue, #10 AWG stranded) (Bulk item) [6 Ft (1.8 M) required this application]	A.R.
83	03-466300		WIRE, ELECTRICAL (Red, #10 AWG stranded) (Bulk item) [6 Ft (1.8 M) required this application]	A.R.
84	03-066900		LOOM, WIRE (1/2") (Bulk item, order as needed.) [3 Ft (.9 M) required this application]	A.R.
85	03-064000		TIE, CABLE [7.4" (188 mm) long]	2
86	03-439000		TIE, CABLE [3.6" (92 mm) long]	17

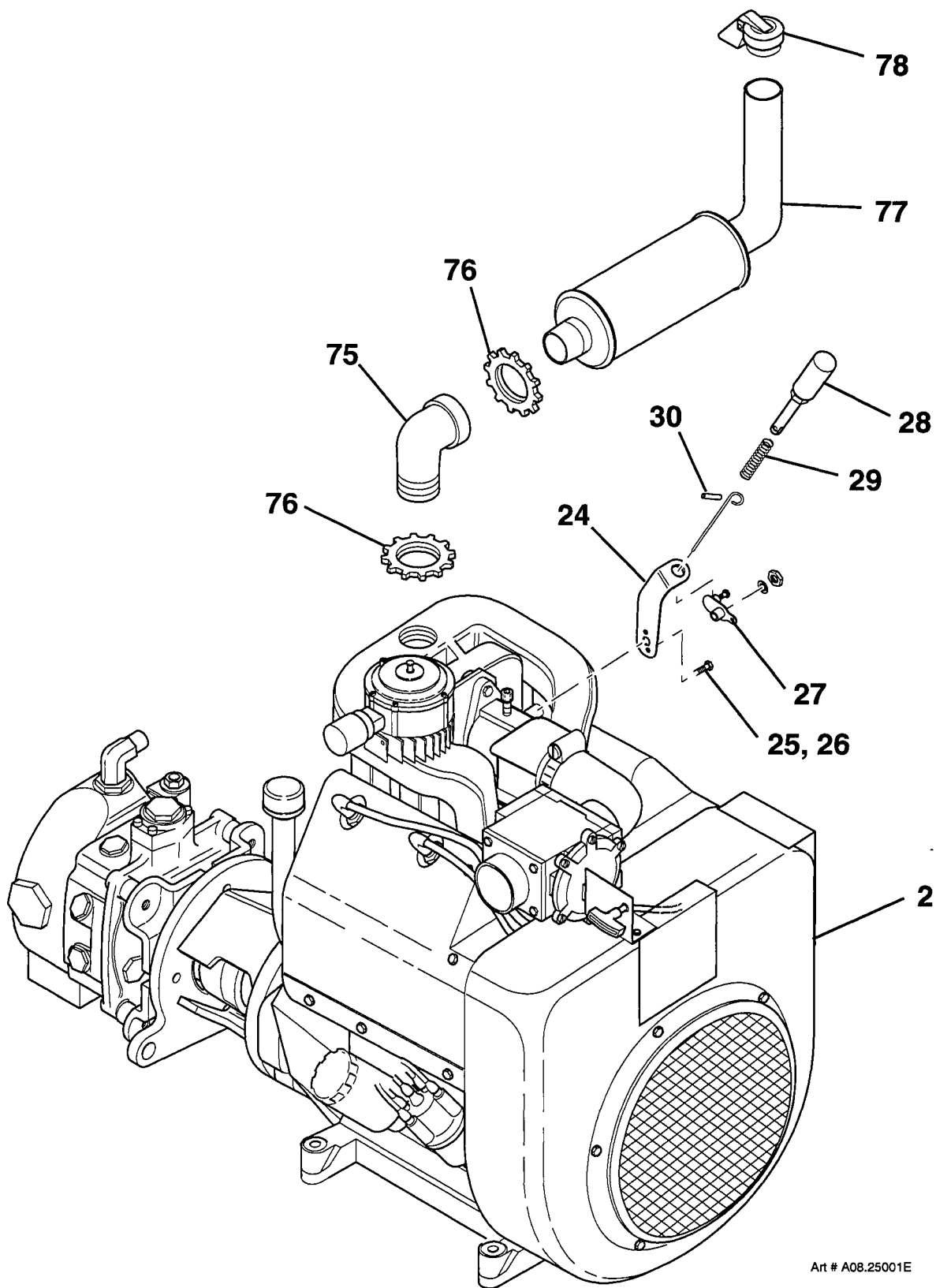
**TITLE** ENGINE ASSEMBLY, WISCONSIN W4-1770 (PLATE 3 OF 4)

**PLATE NO.** 08.25

**SIMON AERIALS INC.**

NEW 05 MAY, 1994

**PART NO.**



Art # A08.25001E

TITLE ENGINE ASSEMBLY, WISCONSIN W4-1770 (PLATE 3 OF 4)

**SIMON AERIALS INC.**

NEW 05 MAY, 1994

PART  
NO.

PLATE  
NO. 08.25

## PARTS LIST

ITEM	PART NO	SEE SECTION	DESCRIPTION	QTY.
			The following items <b>are not</b> part of the Engine Assembly, but <b>are</b> included with the Engine Group (see Plate 1):	
87	09-006500		MOUNT, ENGINE	4
88	07-090168		CAP SCREW, HEX HEAD (1/2"-13 x 4", Grade 8)	4
89	07-061018		WASHER, FLAT (1/2", hardened)	8
90	07-058400		NUT, HEX LOCK (1/2"-13, Grade 8)	4
91	2323090		PLATE, ENGINE MOUNTING	1
92	07-003046		CAP SCREW, HEX HEAD (3/8"-16 x 1-1/4", Grade 5)	8
93	07-062016		WASHER, FLAT (3/8")	16
94	07-050016		NUT, HEX LOCK (3/8"-16, Grade 5)	8
95	01-215700		VALVE, MANIFOLD (Horsepower limiter)	
			(Not shown. Mounts to ground control station.)	1
96	05-085000		HOSE, SUCTION (1-1/2") [Bulk item, order as needed. 24" (61 cm) required this application]	A.R.
97	09-015000		CLAMP, HOSE (Suction line) (2-1/2")	4
98	05-006400		HOSE, FUEL LINE (1/4") [Bulk item, order as needed. 40" (102 cm) required this application]	A.R.
99	09-004600		CLAMP, HOSE (Fuel line) (5/8")	2
100	07-003022		CAP SCREW, HEX HEAD (5/16"-18 x 5/8", Grade 5) (to mount air cleaner to mounting bracket)	4
101	07-062015		WASHER, FLAT (5/16") (to mount air cleaner to mounting bracket)	4
102	07-050015		NUT, STOP (5/16"-18) (to mount air cleaner to mounting bracket)	4
103	09-037100		HOSE, FLEX (2") [Bulk item, order as needed. 34" (86 cm) required this application]	A.R.
104	09-015000		CLAMP, HOSE (Air cleaner flex hose) (2-1/2")	2

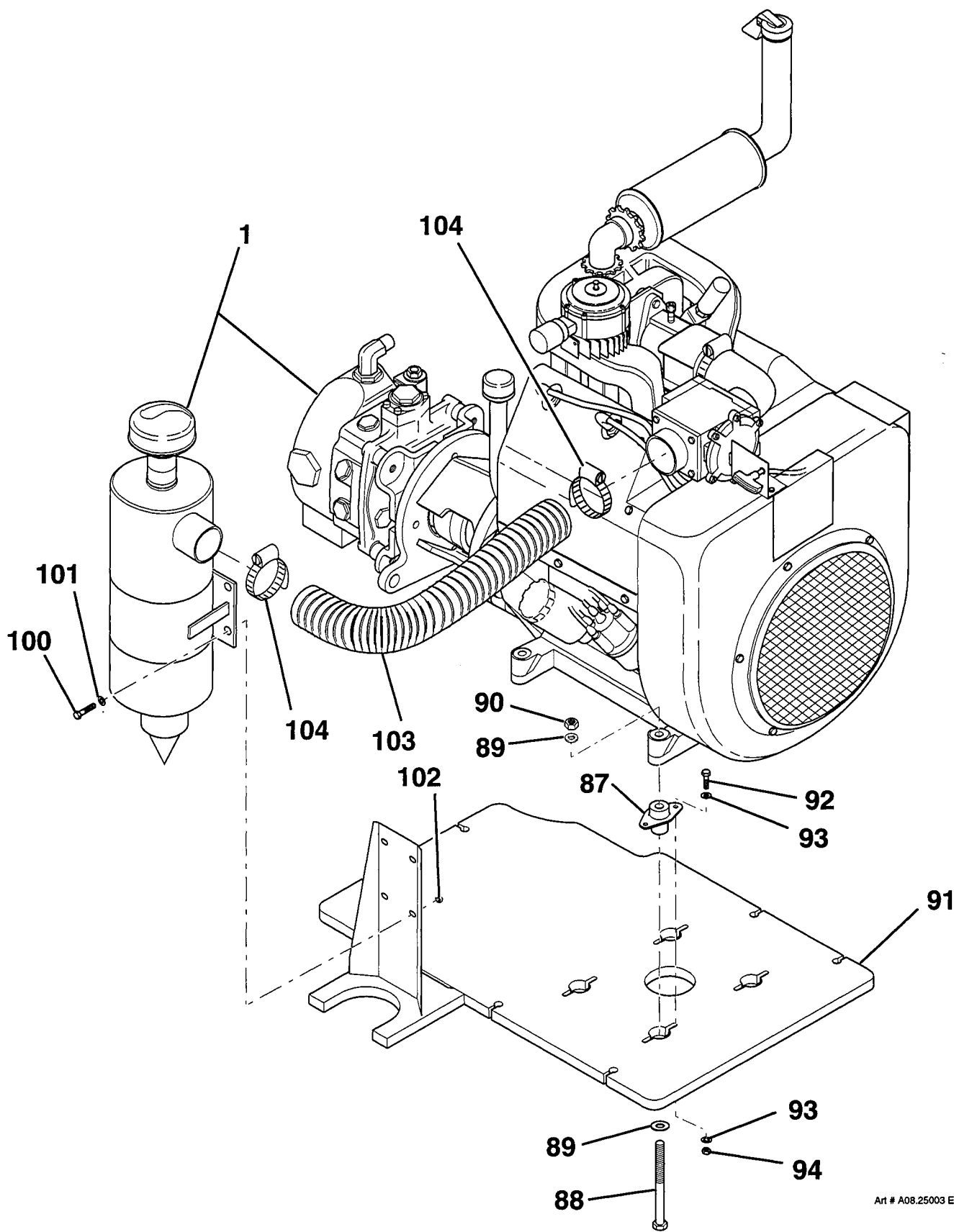
**TITLE** ENGINE ASSEMBLY, WISCONSIN W4-1770 (PLATE 4 OF 4)

**PLATE NO.** 08.25

**SIMON AERIALS INC.**

NEW 05 MAY, 1994

**PART NO.**



Art # A08.25003 E

TITLE

ENGINE ASSEMBLY, WISCONSIN W4-1770 (PLATE 4 OF 4)

**SIMON AERIALS INC.**

NEW 05 MAY, 1994

PART  
NO.

PLATE  
NO. 08.25



# PARTS LIST

ITEM	PART NO	SEE SECTION	DESCRIPTION	QTY.
	3536860		ENGINE GROUP (Ford VSG-413 Gasoline)	1
	3536870		ENGINE GROUP (Ford VSG-413 Dual fuel)	1
1	3536520		ENGINE ASSEMBLY (Ford VSG-413 Gasoline)	1
	3536530		ENGINE ASSEMBLY (Ford VSG-413 Dual fuel)	1
2			ENGINE (Ford VSG-413 liquid cooled four cylinder)	
	09-037900		42 HP (31 Kw), 1.3 L <b>gasoline</b> fueled	1
	09-038000		42 HP (31 Kw), 1.3 L <b>dual fuel</b>	1
3	2325460		PANEL, ACCESSORY	1
4	03-051300		RELAY, SOLENOID (Single pole, single throw, continuous duty)	1
5	07-003002		CAP SCREW, HEX HEAD (1/4-20 x 5/8", Grade 5)	2
6	07-060014		WASHER, FLAT (1/4" SAE)	2
7	07-050014		NUT, HEX LOCK (1/4"-20, Grade 5)	2
8	03-467500		RELAY, CHOKE (Single pole, single throw, 12 Volt DC, normally open, sealed)	1
9	03-469200		SOCKET, CHOKE RELAY	1
10	03-468700		STRIP, TERMINAL (14 contact)	1
11	07-011334		MACHINE SCREW, ROUND HEAD (#6-32 x 3/4")	2
12	07-050007		NUT, STOP (#6-32, Grade 5)	2
13	07-062009		WASHER, FLAT (#8)	1
14	07-011345		MACHINE SCREW, ROUND HEAD (#8-32 x 1")	2
15	07-050009		NUT, STOP (#8-32, Grade 5)	2
16	06-074600		TEE, STRAIGHT TO PIPE THREAD (1/8 MRO-S)	1
17	06-084600		90° ELBOW, FEMALE PIPE THREAD (1/8 DD-S)	1
18	06-199300		FITTING, COMPRESSION (68 CA-3-4) (Straight, 3/16" tubing to 1/8" NPT)	1
19	07-062016		WASHER, FLAT (3/8")	4
20	09-052200		SENDER, OIL PRESSURE GAUGE (0-100 PSI)	1
21	06-074700		TEE, STRAIGHT TO PIPE THREAD (1/4 MRO-S)	1
22	06-198700		FITTING, COMPRESSION (68 CA-3-4) (Straight, 3/16" tubing to 1/4" NPT)	1
23	05-082200		TUBING (Oil line) (3/16") (Bulk item, order as needed.) [6 Ft (1.8 M) required this application]	A.R.
24	03-452100		CYLINDER, CHOKE SOLENOID (12 Volt DC)	1
25	2147490		BRACKET, CHOKE SOLENOID	1
26	10-110600		SPRING, CHOKE RETURN	1
27	07-075414		ROLL PIN (1/8" x 1")	1
28	2146700		BRACKET, THROTTLE CYLINDER	1
29	07-003045		CAP SCREW, HEX HEAD (3/8"-16 x 1", Grade 5)	1
30	07-060016		WASHER, FLAT (3/8" SAE)	2
31	07-050016		NUT, STOP (3/8"-16, Grade 5)	1

**TITLE** ENGINE ASSEMBLY, FORD VSG-413 (1.3 L) (PLATE 1 OF 3)

**PLATE NO.** 08.26 **SIMON AERIALS INC.**

NEW 29 MAR., 1994

**PART NO.**



**THE ILLUSTRATION FOR  
THIS ENGINE IS NOT  
AVAILABLE AT THIS TIME.**

<b>TITLE</b>	<b>ENGINE ASSEMBLY, FORD VSG-413 (1.3 L) (PLATE 1 OF 3)</b>
--------------	---

<b>SIMON AERIALS INC.</b>	<small>NEW 29 MAR., 1994</small>	<b>PART NO.</b>	<b>PLATE NO.</b> 08.26
---------------------------	----------------------------------	---------------------	----------------------------

## PARTS LIST

ITEM	PART NO	SEE SECTION	DESCRIPTION	QTY.
32	2325880		ARM, THROTTLE LINK	1
33	07-003004		CAP SCREW, HEX HEAD (1/4-20 x 5/8", Grade 5)	2
34	07-050014		NUT, HEX LOCK (1/4"-20, Grade 5)	2
35	09-032001		CLEVIS, CYLINDER (5/16"-24 thread)	1
36	07-003046		CAP SCREW, HEX HEAD (3/8"-16 x 1-1/4", Grade 5)	1
37	07-050016		NUT, STOP (3/8"-16, Grade 5)	1
38	09-039600		CYLINDER (Chicago SC-12-2V) 1	
39	07-003049		CAP SCREW, HEX HEAD (3/8"-16 x 2", Grade 5)	1
40	07-050016		NUT, STOP (3/8"-16, Grade 5)	1
41	06-201600		90° ELBOW, STREET (Brass, 2202P-2-2)	1
42	06-199300		FITTING, COMPRESSION (Straight, 3/16" tubing to 1/8" NPT)	1
43	09-000405		VALVE, ENGINE SOLENOID (Skinner) (Throttle advance)	1
44	06-198600		FITTING, COMPRESSION (169 CA-3-4) (90°, 3/16" tubing to 1/4" NPT)	2
45	06-198700		FITTING, COMPRESSION (68 CA-3-4) (Straight, 3/16" tubing to 1/4" NPT)	1
46	07-008310		CAP SCREW, SOCKET HEAD (#10-32 x 3/4", Grade 5)	2
47	07-065011		WASHER, HELICAL LOCK (#10)	2
48	07-062009		WASHER, FLAT (#8)	2
49	07-060014		WASHER, FLAT (1/4" SAE)	2
50	02-011500		PLATE, PUMP ADAPTER (SAE #5 hsg. to SAE "C" pump)	1
51	07-003046		CAP SCREW, HEX HEAD (3/8"-16 x 1-1/4", Grade 5)	8
52	07-065016		WASHER, HELICAL LOCK (3/8")	8
53	03-074000		CABLE, BATTERY [Black, 9-3/4" (24.8 cm) long, 3/8" lugs]	1
54	02-043700		COUPLING ASSEMBLY, PUMP	1
55	07-003025		CAP SCREW, HEX HEAD (5/16"-18 x 1", Grade 5)	6
56	07-065015		WASHER, HELICAL LOCK (5/16")	6
57	01-206900	12.13	PUMP, HYDRAULIC	1
58	07-004127		CAP SCREW, HEX HEAD (5/8"-11 x 1-1/2", Grade 8)	4
59	07-065021		WASHER, HELICAL LOCK (5/8")	4
60	07-062021		WASHER, FLAT (5/8")	4
61	06-195700		90° FITTING, FLANGED (1-1/2" suction to 2" SAE)	1
62	07-003087		CAP SCREW, HEX HEAD (1/2"-13 x 1-1/2", Grade 5)	4
63	07-065018		WASHER, HELICAL LOCK (1/2")	4
64	06-202100		FITTING, FLANGED (4 bolt SAE #1, LI-16-16S-30)	1
65	06-045600		90° ELBOW, STRAIGHT THREAD (12-16 C50X-S)	2
66	06-044700		90° ELBOW, STRAIGHT THREAD (6-8 C50X-S)	1
67	06-191900		ADAPTER, "O"-RING TO 37° (6-4 F50X-S)	1

**TITLE** ENGINE ASSEMBLY, FORD VSG-413 (1.3 L) (PLATE 2 OF 3)

**PLATE NO.** 08.26 **SIMON AERIALS INC.**

NEW 29 MAR., 1994

**PART NO.**

**THE ILLUSTRATION FOR  
THIS ENGINE IS NOT  
AVAILABLE AT THIS TIME.**

**TITLE** ENGINE ASSEMBLY, FORD VSG-413 (1.3 L) (PLATE 2 OF 3)

**SIMON AERIALS INC.**

NEW 29 MAR., 1994

**PART  
NO.**

**PLATE  
NO.** 08.26

## PARTS LIST

ITEM	PART NO	SEE SECTION	DESCRIPTION	QTY.
			The following items <b>are not</b> part of the Engine Assembly, but <b>are</b> included with the Engine Group:	
68	2325000		PLATE, ENGINE MOUNTING	1
69	09-006500		MOUNT, ENGINE	4
70	2328940		SPACER, ENGINE MOUNTING PLATE	4
71	07-004094		CAP SCREW, HEX HEAD (1/2"-13 x 3-1/4", Grade 8)	2
72	07-004095		CAP SCREW, HEX HEAD (1/2"-13 x 3-1/2", Grade 8)	2
73	07-061018		WASHER, FLAT (1/2", hardened)	8
74	07-058400		NUT, HEX LOCK (1/2"-13, Grade 5)	4
75	07-003046		CAP SCREW, HEX HEAD (3/8"-16 x 1-1/4", Grade 5)	8
76	07-062016		WASHER, FLAT (3/8")	16
77	07-050016		NUT, HEX LOCK (3/8"-16, Grade 5)	8
78	2326120		ADAPTER, MANIFOLD FLANGE	1
79	No Part #		ATTACHING PARTS, ADAPTER (come with engine)	A.R.
80	09-024700		MUFFLER, ENGINE EXHAUST	1
81	09-003800		CLAMP, MUFFLER (1-3/4")	1
82	2326310		BRACE, MUFFLER	1
83	2326320		PIPE, EXHAUST	1
84	09-015400		CLAMP, MUFFLER (2")	1
85	10-003800		CAP, RAIN (2")	1
86	11-085900		FABRIC, HIGH TEMPERATURE (60" wide) [Bulk item, order as needed. 1 Ft <sup>2</sup> (31 cm x 31 cm) piece needed here]	A.R.
87	09-014900		CLAMP, HOSE (5-1/2")	3
88	01-215700		VALVE, MANIFOLD (Horsepower limiter) (Not shown. Mounts to ground control station.)	1
89	05-085000		HOSE, SUCTION (1-1/2") [Bulk item, order as needed. 24" (61 cm) required this application]	A.R.
90	09-015000		CLAMP, HOSE (Suction line) (2-1/2")	4
91	05-006400		HOSE, FUEL LINE (1/4") [Bulk item, order as needed. 40" (102 cm) required this application]	A.R.
92	09-004600		CLAMP, HOSE (Fuel line) (5/8")	2
93	03-088300		WIRE, ELECTRICAL (Blue, #14 AWG) (Bulk item) [50 Ft (15.2 M) required this application]	A.R.
94	03-088400		WIRE, ELECTRICAL (Black, #14 AWG) (Bulk item) [1 Ft (30 cm) required this application]	A.R.
95	03-466300		WIRE, ELECTRICAL (Red, #10 AWG stranded) (Bulk item) [2 Ft (61 cm) required this application]	A.R.

**TITLE** ENGINE ASSEMBLY, FORD VSG-413 (1.3 L) (PLATE 3 OF 3)

**PLATE NO.** 08.26 **SIMON AERIALS INC.**

NEW 29 MAR., 1994

**PART NO.**

**THE ILLUSTRATION FOR  
THIS ENGINE IS NOT  
AVAILABLE AT THIS TIME.**

**TITLE** ENGINE ASSEMBLY, FORD VSG-413 (1.3 L) (PLATE 3 OF 3)

**SIMON AERIALS INC.**

NEW 29 MAR., 1994

**PART  
NO.**

**PLATE  
NO.** 08.26

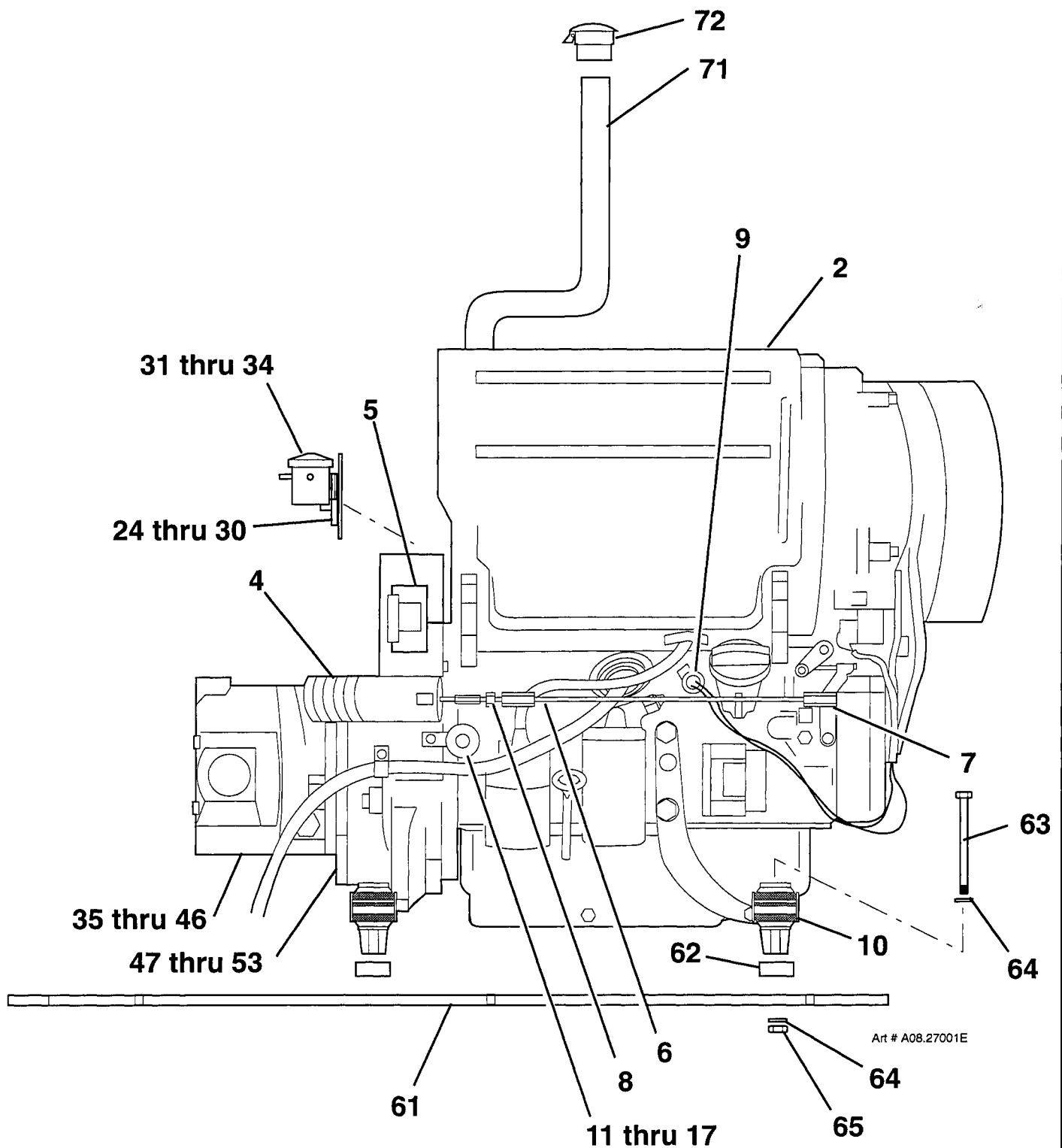


# PARTS LIST

ITEM	PART NO	SEE SECTION	DESCRIPTION	QTY.
	3537450		ENGINE GROUP (Deutz F3L 1011)	
1	3531230		ENGINE ASSEMBLY (Deutz F3L 1011)	1
2	09-044800		ENGINE, DIESEL (Deutz F3L 1011) [42 HP (31 Kw) @ 3,000 RPM, air cooled 3 cylinder]	1
3	09-044801		SOLENOID, FUEL SHUTDOWN (comes with engine)	1
4	03-469400		SOLENOID, THROTTLE (does not include module)	1
5	03-456803		MODULE, THROTTLE SOLENOID	1
6	03-469403		ROD, LINKAGE	1
7	03-469401		BALL JOINT (Straight)	1
8	03-469405		BALL JOINT (90°)	1
9			SWITCH, OIL PRESSURE (comes with engine)	1
10	09-006500		MOUNT, ENGINE	4
11	2305190		BRACKET, MOUNTING (Oil pressure sending unit)	1
12	07-003004		CAP SCREW, HEX HEAD (1/4-20 x 7/8", Grade 5)	1
13	07-060014		WASHER, FLAT (1/4", SAE)	2
14	07-050014		NUT, HEX LOCK (1/4"-20, Grade 5)	1
15	06-074600		TEE, STRAIGHT/ PIPE THREAD ADAPTER (2 MRO-S)	1
16	06-199300		FITTING, COMPRESSION (Straight, 3/16" x 1/8")	1
17	09-052200		SENDER, OIL PRESSURE GAUGE (0-100 PSI)	1
18	05-081900		FUEL LINE (5/16") [Bulk item, order as needed. 9" (22.9 cm) needed this application]	A.R.
19	09-004600		CLAMP, WORM (1/4" to 5/8") (for fuel line)	2
20	07-062016		WASHER, FLAT (3/8")	2
21	06-084600		ELBOW, FEMALE PIPE THREAD (2 DD-S)	1
22	06-199300		FITTING, COMPRESSION (Straight, 3/16" x 1/8")	1
23	05-082200		OIL PRESSURE LINE (3/16") [Bulk item, order as needed. 16" (40.6 cm) needed this application]	A.R.
24	2169790		BRACKET, TERMINAL STRIP	1
25	07-005184		CAP SCREW, HEX HEAD (M 10 x 25 mm, Grade 8.8)	3
26	07-066006		WASHER, LOCK (10 mm)	3
27	07-060016		WASHER, FLAT (3/8", SAE)	3
28	03-068000		BLOCK, TERMINAL (10 station)	1
29	07-011334		MACHINE SCREW, ROUND HEAD (#6-32 x 3/4")	2
30	07-050007		NUT, STOP (#6-32, Grade 5)	2
31	03-051300		RELAY (Single pole, single throw)	1
32	07-003002		CAP SCREW, HEX HEAD (1/4-20 x 5/8", Grade 5)	2
33	07-060014		WASHER, FLAT (1/4" SAE)	2
34	07-050014		NUT, HEX LOCK (1/4"-20, Grade 5)	2

**TITLE** ENGINE ASSEMBLY, DEUTZ F3L 1011 (PLATE 1 OF 3)

<b>PLATE NO.</b>	08.27	<b>SIMON AERIALS INC.</b>	NEW 18 MAR., 1994	<b>PART NO.</b> 3531230
------------------	-------	---------------------------	-------------------	-------------------------



TITLE

ENGINE ASSEMBLY, DEUTZ F3L 1011 (PLATE 1 OF 3)

**SIMON AERIALS INC.**

NEW 18 MAR., 1994

PART  
NO.

3531230

PLATE  
NO.

08.27

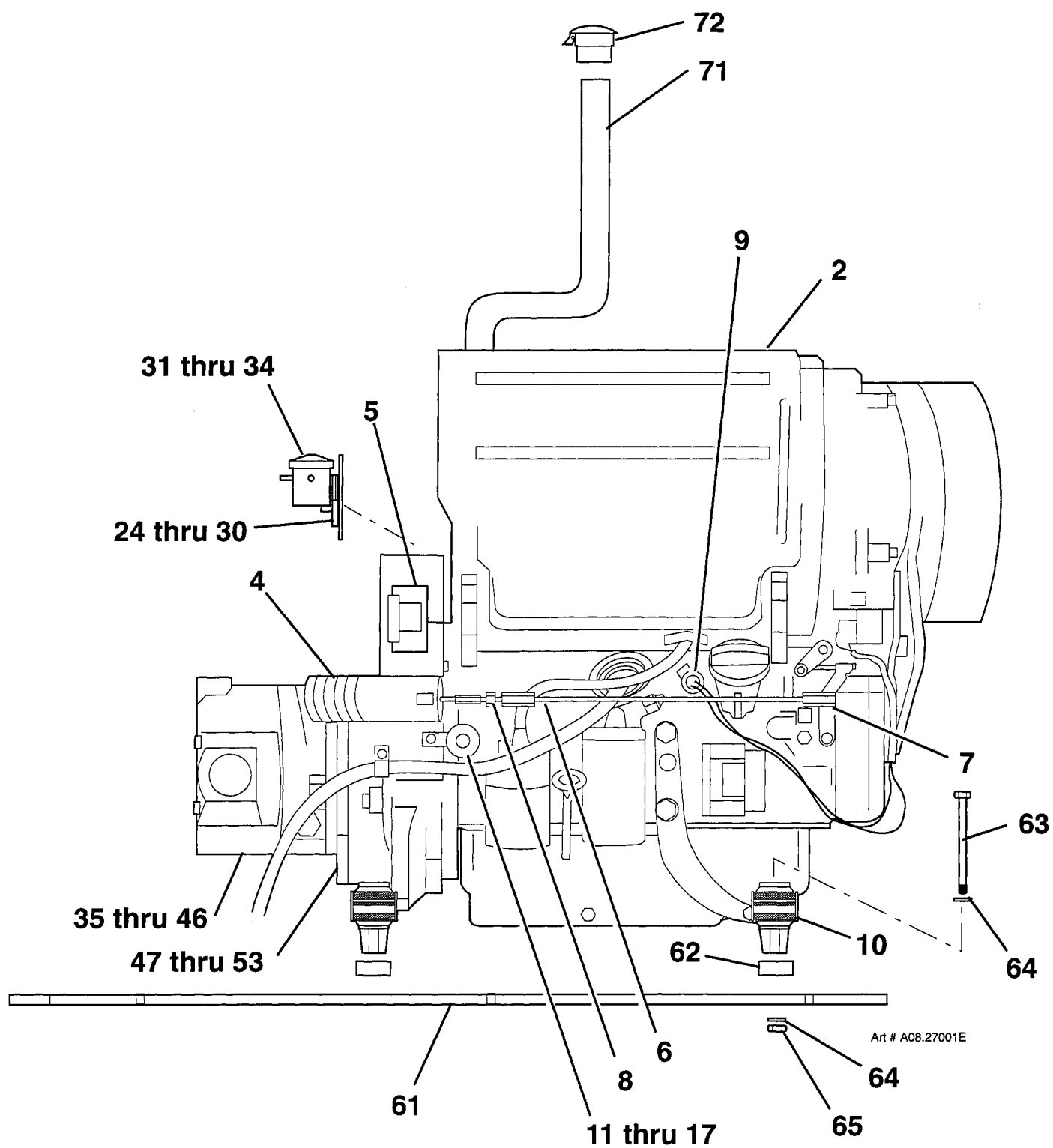
[illegible]

TITLE		ENGINE ASSEMBLY, DEUTZ F3L 1011 (PLATE 2 OF 3)	
PLATE NO.	08.27	SIMON AERIALS INC. NEW 18 MAR., 1994	PART NO. 3531230

# SIMON AERIALS INC.

NEW 18 MAR., 1994

PART NO. 3531230



TITLE

ENGINE ASSEMBLY, DEUTZ F3L 1011 (PLATE 2 OF 3)

**SIMON AERIALS INC.**

NEW 18 MAR., 1994

PART  
NO.

3531230

PLATE  
NO.

08.27

## PARTS LIST

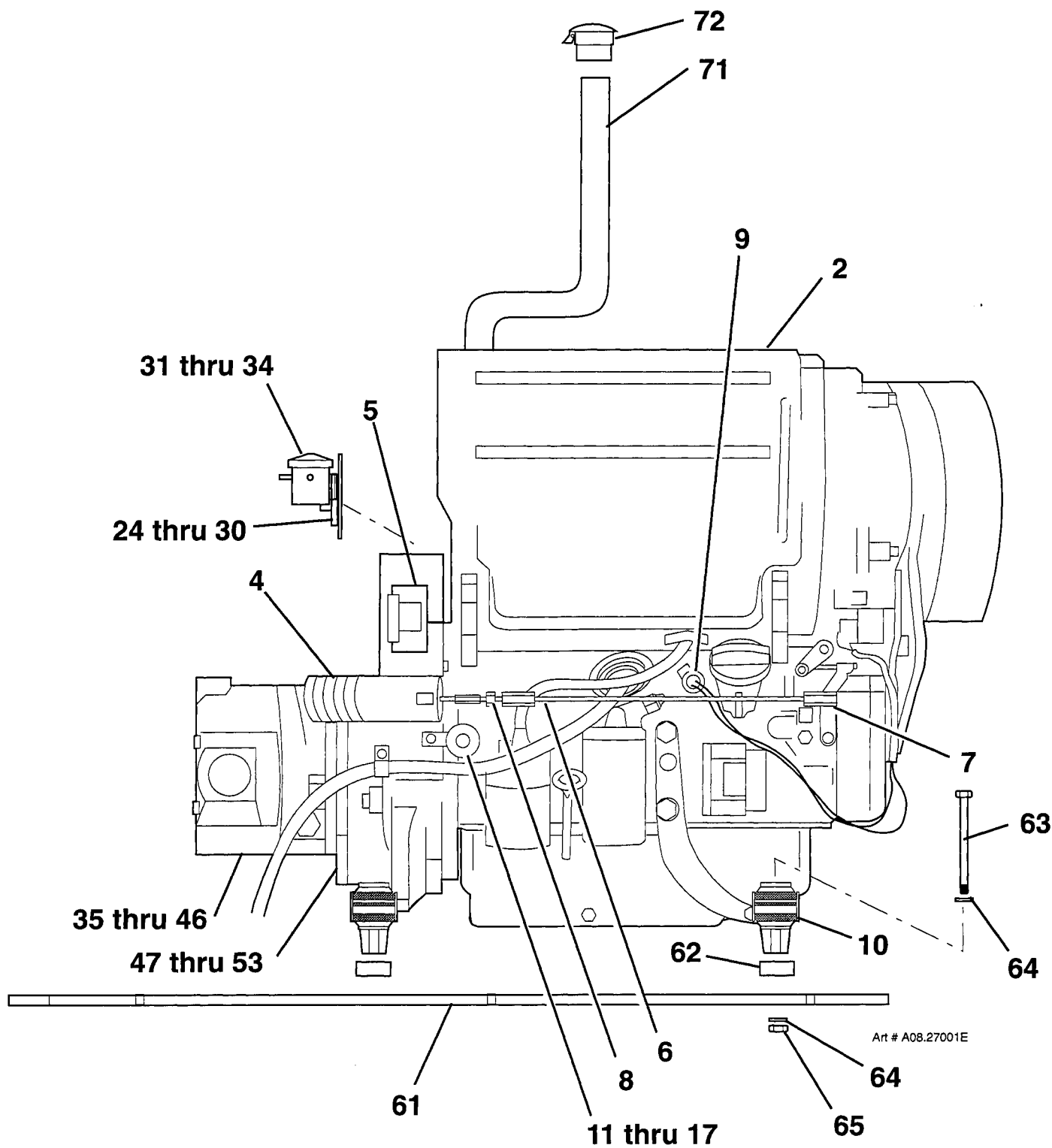
ITEM	PART NO	SEE SECTION	DESCRIPTION	QTY.
54	03-088300		WIRE, ELECTRICAL (Blue, #14 AWG) (Bulk item) [25 Ft (7.6 M) required this application]	A.R.
55	03-088400		WIRE, ELECTRICAL (Black, #14 AWG) (Bulk item) [.5 Ft (150 mm) required this application]	A.R.
56	03-455300		WIRE, ELECTRICAL (Black, #10 AWG stranded) (Bulk item) [.5 Ft (150 mm) required this application]	A.R.
57	03-457200		WIRE, ELECTRICAL (Blue, #10 AWG stranded) (Bulk item) [6 Ft (1.8 M) required this application]	A.R.
58	03-466300		WIRE, ELECTRICAL (Red, #10 AWG stranded) (Bulk item) [1 Ft (30.5 cm) required this application]	A.R.
59	03-061800		DIODE	
60	03-066900		LOOM, WIRE (1/2") (Bulk item, order as needed.) [5 Ft (1.5 M) required this application]	A.R.
			The following components, used in mounting the engine to the superstructure, <b>are not</b> part of Engine Assembly 3531230, but <b>are</b> included with Engine Group 3537450:	
61	2324780		PLATE, ENGINE MOUNTING	1
62	2324790		SPACER, ENGINE MOUNTING	4
63	07-004102		CAP SCREW, HEX HEAD (1/2"-13 x 4-1/2", Grade 8)	4
64	07-061018		WASHER, FLAT (1/2", hardened)	8
65	07-058400		NUT, STOP (1/2"-13)	4
66	05-085000		HOSE, SUCTION (1-1/2") [Bulk item, order as needed. 24" (61 cm) required this application]	A.R.
67	09-015000		CLAMP, HOSE (Suction line) (2-1/2")	4
68	05-081900		HOSE, FUEL LINE (5/16") [Bulk item, order as needed. 60" (1.5 M) required this application]	A.R.
69	05-084700		HOSE, FUEL RETURN (1/8") [Bulk item, order as needed. 40" (1.0 M) required this application]	A.R.
70	09-004600		CLAMP, WORM (1/4" to 5/8") (for fuel line)	4
71	2325920		PIPE, EXHAUST	1
72	10-114400		CAP, RAIN (1-7/8")	1

**TITLE** ENGINE ASSEMBLY, DEUTZ F3L 1011 (PLATE 3 OF 3)

<b>PLATE NO.</b>	08.27	<b>SIMON AERIALS INC.</b>	<b>PART NO.</b> 3531230
------------------	-------	---------------------------	-------------------------

NEW 18 MAR., 1994





TITLE

ENGINE ASSEMBLY, DEUTZ F3L 1011 (PLATE 3 OF 3)

**SIMON AERIALS INC.**

NEW 18 MAR., 1994

PART  
NO.

3531230

PLATE  
NO.

08.27

## PARTS LIST

ITEM	PART NO	SEE SECTION	DESCRIPTION	QTY.
	353 6740 354 2450		PLATFORM CONSOLE ASSEMBLY for Model AT 45 for Model AT 60	
1	231 9060		CONSOLE WELDMENT, PLATFORM CONTROL for some earlier AT 45's (Dim. "X" = 3-1/4" [83 mm])	1
2	233 8700 10-221400		for later AT 45's and all AT 60's (Dim. "X" = 2-1/4" [57 mm]) PLACARD, PLATFORM CONTROL VALVE Use with Console Weldment 231 9060 (see above).	1
			<b>Note:</b> AT 45, S/N CDA 00149 and 150 require Placard 10-243900, even though original Placard is identified as 10-221400.	
3	10-243900 353 7440	29.08	Use with Console Weldment 233 8700 (see above) VALVE, DRIVE CONTROL	1
4	07-003004		CAP SCREW, HEX HEAD (1/4"-20 x 7/8", Grade 5)	4
5	07-062014		WASHER, FLAT (1/4")	8
6	07-050014		NUT, LOCK (1/4"-20, Grade 5)	4
7			VALVE BANK, PLATFORM CONTROL	1
8	353 6840 354 2440 07-111500	06.26 06.29	for Model AT 45 for Model AT 60 CAP SCREW, BUTTON HEAD (5/16"-24 x 1")	4
9	01-001900		VALVE, CHECK (Pilot operated)	1
10	06-044400		ELBOW, STRAIGHT THREAD (4-6 C50X-S)	4
11	07-004047		CAP SCREW, HEX HEAD (3/8"-16 x 1-1/2", Grade 8)	2
12	07-062016		WASHER, FLAT (3/8")	4
13	07-050016		NUT, LOCK (3/8"-16, Grade 5)	2
14	01-034400		VALVE, 2 WAY (includes coil)	1
15	06-044400		ELBOW, STRAIGHT THREAD (4-6 C50X-S)	1
16	06-044600		ELBOW, STRAIGHT THREAD (6 C50X-S)	1
17	07-003008		CAP SCREW, HEX HEAD (1/4"-20 x 1-3/4", Grade 5)	2
18	07-062014		WASHER, FLAT (1/4")	4
19	07-050014		NUT, LOCK (1/4"-20, Grade 5)	2
20	03-501800		ALARM, TILT (Dual tone)	1
21	232 2990		FITTING, HAND REST MOUNTING (Modified 8 PNTX-S)	2
22	211 4330		FITTING, GRAB BAR MOUNTING (Modified 12 PNTX-S)	2
23	07-003083		CAP SCREW, HEX HEAD (1/2"-13 x 3/4", Grade 5)	4
24	07-065018		WASHER, HELICAL LOCK (1/2")	4
25	07-029365		SCREW, TEK (#12-14 x 1", bonded, sealing head)	2

TITLE PLATFORM CONSOLE ASSEMBLY, AT SERIES (FULL HYD.) (PLATE 1 OF 2)

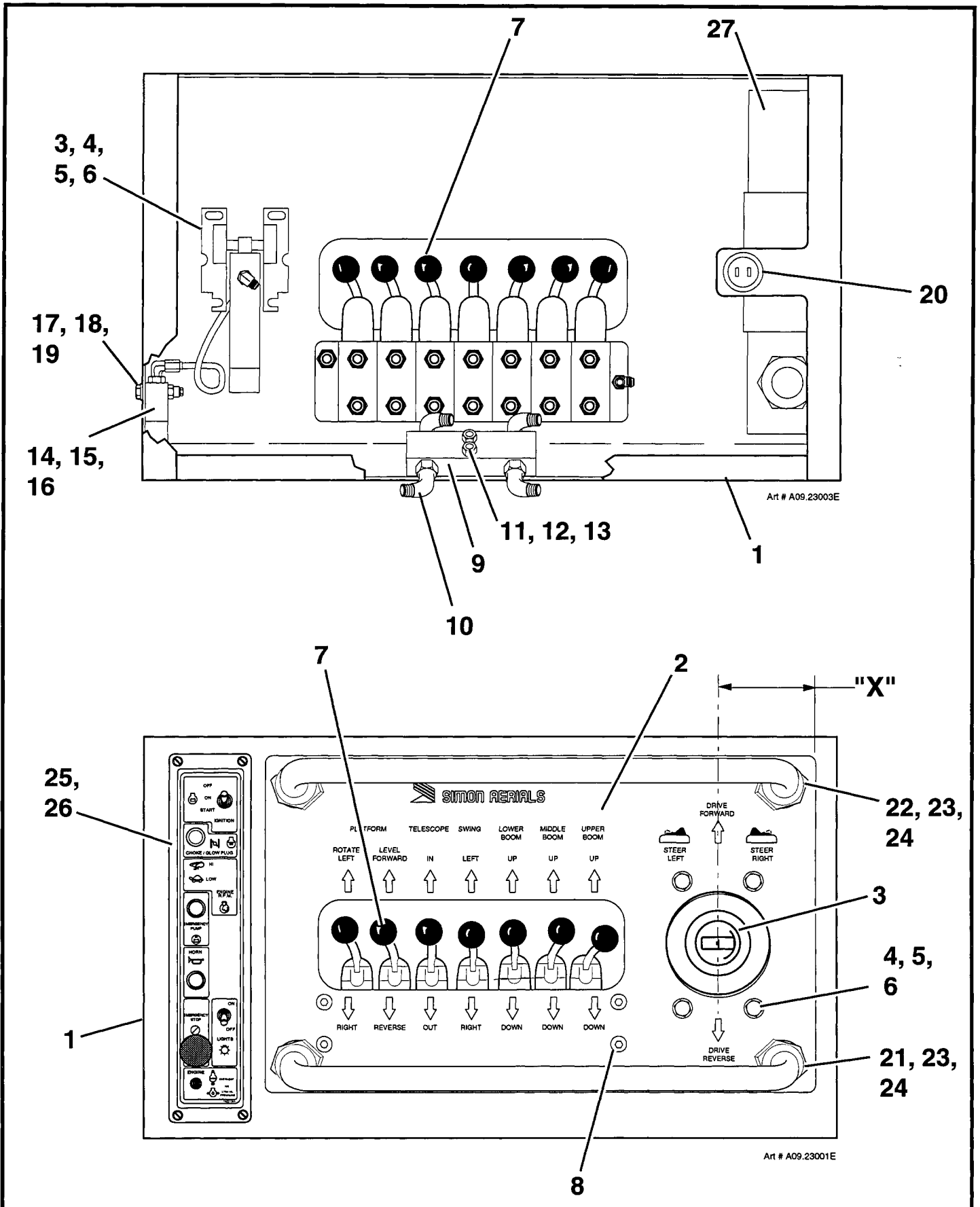
PLATE  
NO.

09.23

**SIMON AERIALS INC.**

REV.18 MAY, 1995

PART  
NO.



TITLE PLATFORM CONSOLE ASSEMBLY, AT SERIES (FULL HYD.) (PLATE 1 OF 2)

**SIMON AERIALS INC.**

REV.18 MAY, 1995

PART  
NO.

PLATE  
NO.

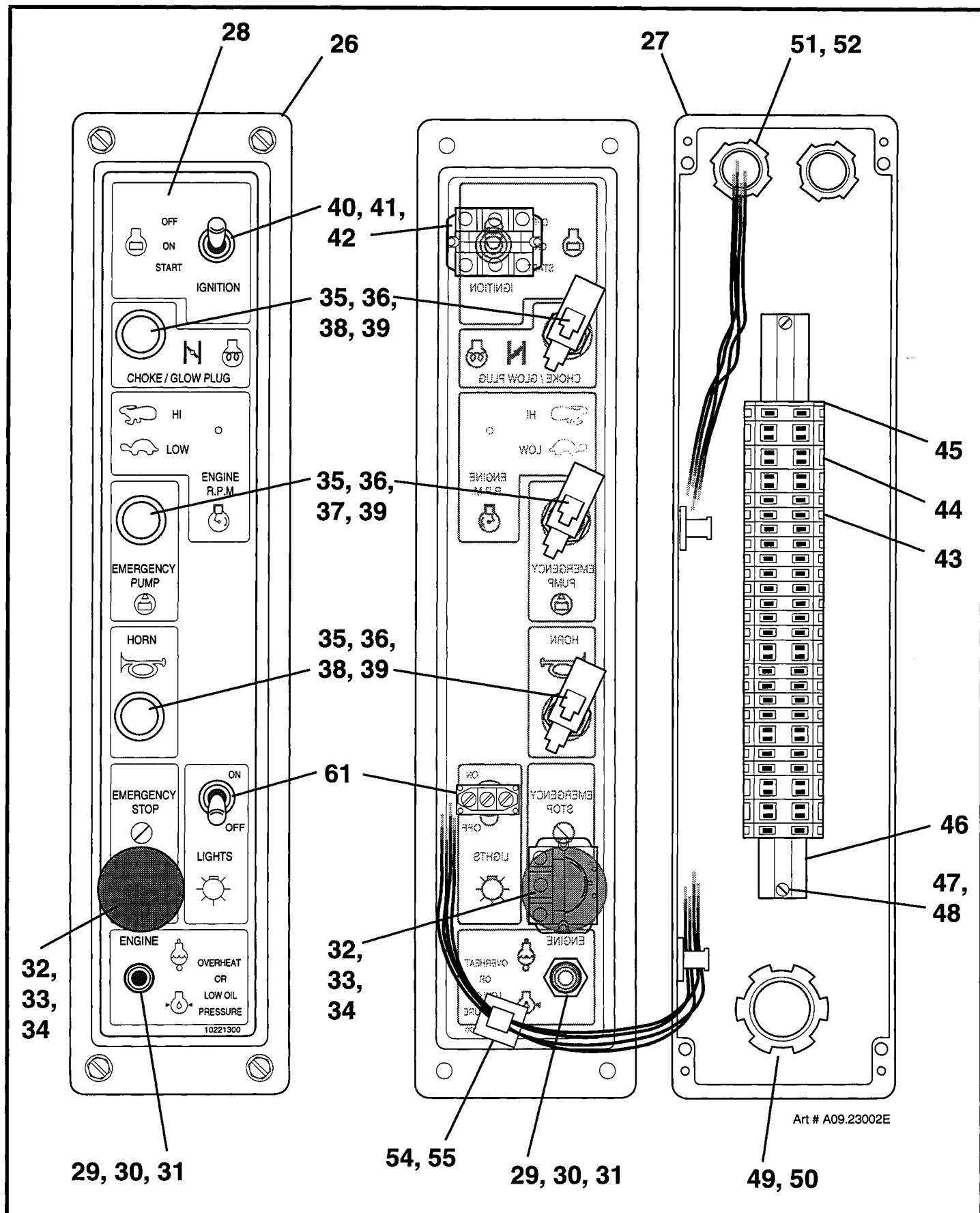
09.23

## PARTS LIST

ITEM	PART NO	SEE SECTION	DESCRIPTION	QTY.
26	353 6830		BOX ASSEMBLY, PLATFORM ELECTRICAL	1
27	219 9360		BOX, ELECTRICAL (Drilled. Includes cover and screws)	1
28	10-221300		DECAL, PLATFORM ELECTRICAL BOX	1
29	03-481200		DIODE, BLINKING (Red L.E.D.) (Engine warning)	1
30	03-481300		HOLDER, DIODE	1
31	03-481100		RESISTOR (470 Ohm)	1
32	03-702000		BUTTON, EMERGENCY STOP (Red, "pull to release" type)	1
33	03-454900		BASE, CONTACT BLOCK	1
34	03-496300		BLOCK, CONTACT (Normally closed)	1
35	03-402500		SWITCH (10 Amp, 250 Volt AC)	3
36	03-402600		SEAL, SWITCH BEZEL	3
37	03-402700		BUTTON, SWITCH (Red) (Emergency Pump)	1
38	03-402800		BUTTON, SWITCH (Blue) (Horn) (Choke/ Glow Plug)	2
39	10-151000		CAP (Black vinyl, 3/4" dia. x 1/2" long) (option)	3
40	03-032600		SWITCH, TOGGLE (Engine start) (3 position, 2 maintained and 1 momentary contact, double pole, double throw)	1
41	03-454900		BASE, CONTACT BLOCK	1
42	03-437300		BLOCK, CONTACT (Normally closed)	1
43	03-036400		BLOCK, TERMINAL (2 conductor, #16-#24 ga. wire)	19
44	03-036500		BLOCK, TERMINAL (4 conductor, #16-#24 ga. wire)	8
45	03-036700		PLATE, TERMINAL BLOCK END	1
46	03-036600		RAIL, TERMINAL [1 M (39.37") long section] [9" (229 mm) long piece needed for this application]	1
47	07-011334		MACHINE SCREW, ROUND HEAD (#6-32 x 3/4")	2
48	07-050007		NUT, STOP (#6-32, Grade 5)	2
49	03-063200		GRIP, CORD (3/4", sealing)	1
50	03-055600		NUT, CONDUIT LOCK (3/4")	1
51	03-045500		GRIP, CORD (1/2")	2
52	03-055500		NUT, CONDUIT LOCK (1/2")	2
53	03-439000		TIE, CABLE [3-5/8" (92 mm) long]	2
54	03-064000		TIE, CABLE [6-3/4" (171 mm) long]	20
55	03-064100		MOUNT, CABLE TIE (Adhesive backed)	5
56	03-091200		TERMINAL, SPADE (locking, #6 stud, #14-#16 AWG)	9
57	03-092200		COUPLING, MALE (insulated, #14-#16 AWG)	4
58	03-092300		COUPLING, FEMALE (insulated, #14-#16 AWG)	10
59	03-099000		TERMINAL, BUTT (Blue, #14-#16 AWG)	1
60	03-497900		PLUG, PLASTIC (1/2" dia., "Panel seal", to fill unused toggle switch holes)	A.R.
61	03-020400		SWITCH, TOGGLE (for optional lights) (2 position, maintained, single pole, single throw)	1

**TITLE PLATFORM CONSOLE ASSEMBLY, AT SERIES (FULL HYD.) (PLATE 2 OF 2)**

<b>PLATE NO.</b>	<b>09.23</b>	<b>SIMON AERIALS INC.</b>	<b>REV.18 MAY, 1995</b>	<b>PART NO.</b>
----------------------	--------------	---------------------------	-------------------------	---------------------



TITLE PLATFORM CONSOLE ASSEMBLY, AT SERIES (FULL HYD.) (PLATE 2 OF 2)

**SIMON AERIALS INC.**

REV.18 MAY, 1995

PART  
NO.

PLATE  
NO.

09.23



## PARTS LIST

ITEM	PART NO	SEE SECTION	DESCRIPTION	QTY.
1	04-028200		CYLINDER, MASTER (Type 1) <b>Note:</b> On a "Type 1" Cylinder, the port tube has a <b>bend at the end</b> , and <b>enters the cylinder side wall directly</b> . The cylinder serial number, which is stamped on the cylinder side wall, has an <b>"A" prefix</b> .	1
	04-030400		CYLINDER, MASTER (Type 2) <b>Note:</b> On a "Type 2" Cylinder, the port tube <b>has no bend</b> at the end, and enters a <b>cylindrical boss</b> welded to the cylinder side wall. The six-digit cylinder serial number stamped on the cylinder side wall has <b>no "A" prefix</b> .	1
	04-032600		CYLINDER, MASTER (Type 3) <b>Note:</b> On a "Type 3" Cylinder, the port tube <b>has no bend</b> at the end, and enters a <b>round top boss</b> welded to the cylinder side wall. The serial number will be found on a nameplate attached to the holding valve.  <b>Note:</b> When ordering a <b>REPLACEMENT CYLINDER</b> , "Type 3" will be supplied.	1
2	04-028202		CARTRIDGE, HOLDING VALVE (for "Type 1" Cylinder)	2
	04-028202		(for "Type 2" Cylinder)	2
	04-028202		(for "Type 3" Cylinder)	2
3	04-032602		NUT, LOCK (for "Type 3" Cylinder)	1
4	04-032603		PISTON (for "Type 3" Cylinder)	1
5	04-032604		HEAD (for "Type 3" Cylinder)	1
6	04-032605		ROD (for "Type 3" Cylinder)	1
7	04-032606		BUSHING (for "Type 3" Cylinder)	4
8	04-028201		SEAL KIT (for "Type 1" Cylinder)	1
	04-030401		(for "Type 2" Cylinder)	1
	04-032601		(for "Type 3" Cylinder)	1
			The following items are not included as part of the Master Cylinder Assembly:	
9	06-044400		ELBOW, STRAIGHT THREAD (4-6 C50X-S)	2
10	06-039300		CONNECTOR, STRAIGHT THREAD (4 F50X-S)	1
11	06-039500		ADAPTER (4-6 F50X-S)	1
12	08-050000		FITTING, GREASE (1/8", Straight)	1
13	08-051300		FITTING, GREASE (1/8" x 90°)	1
14	08-066300		CAP, GREASE (white plastic)	2

TITLE

MASTER CYLINDER

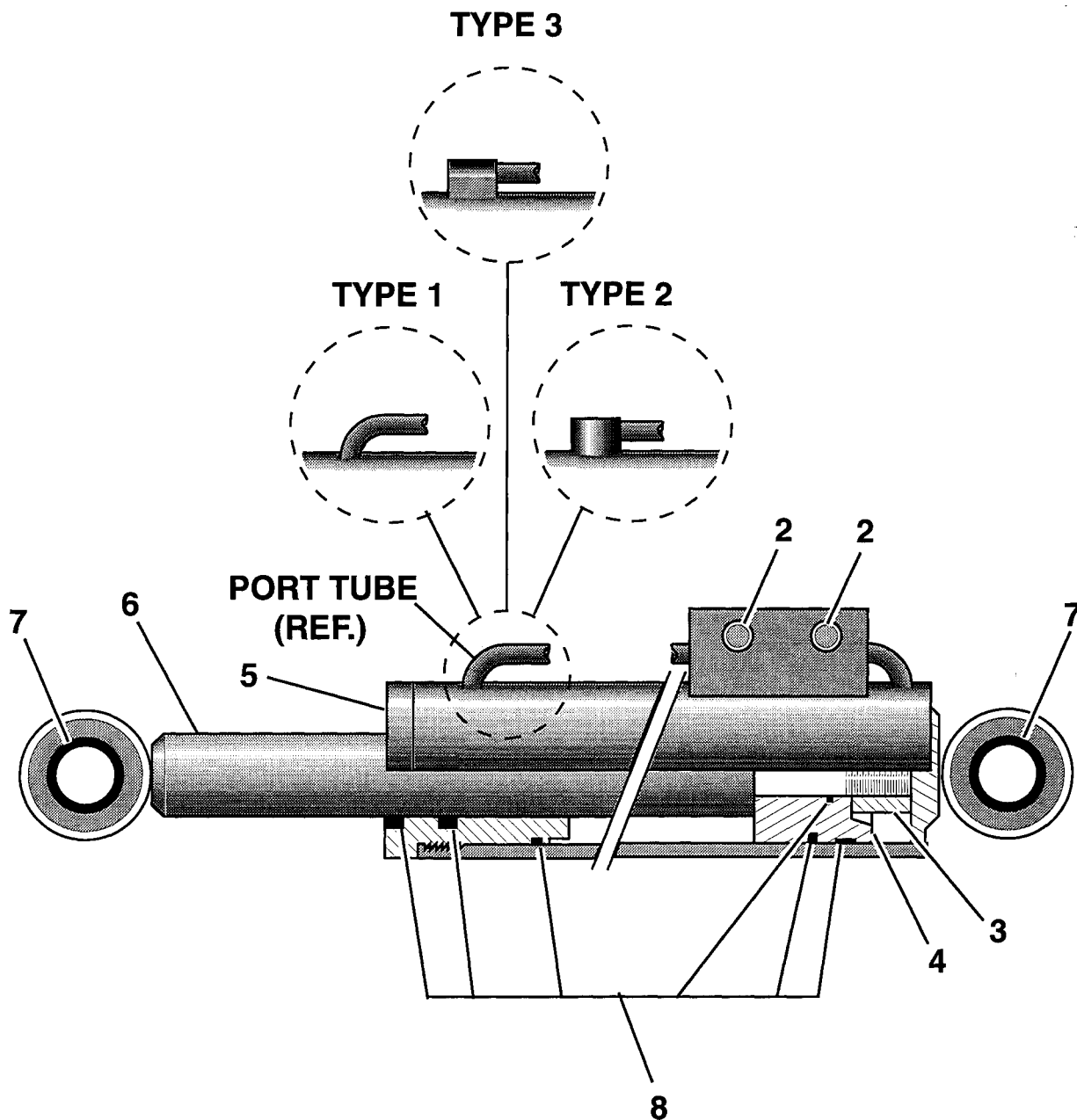
PLATE  
NO.

11.06

**SIMON AERIALS INC.**

REV. 24 SEP., 1992

PART  
NO.



TITLE

MASTER CYLINDER

**SIMON AERIALS INC.**

REV. 24 SEP., 1992

PART  
NO.

PLATE  
NO.

11.06

# PARTS LIST

ITEM	PART NO	SEE SECTION	DESCRIPTION	QTY.
1	04-028300		CYLINDER, SLAVE (Type 1) <b>Note:</b> On a "Type 1" Cylinder, the port tube has a <b>bend at the end</b> , and <b>enters the cylinder side wall directly</b> .	1
	04-030500		The cylinder serial number, which is stamped on the cylinder side wall, has an <b>"A" prefix</b> . CYLINDER, SLAVE (Type 2) <b>Note:</b> On a "Type 2" Cylinder, the port tube <b>has no bend</b> at the end, and enters a <b>cylindrical boss</b> welded to the cylinder side wall. The six-digit cylinder serial number stamped on the cylinder side wall has <b>no "A" prefix</b> .	1
	04-032700		CYLINDER, SLAVE (Type 3) <b>Note:</b> On a "Type 3" Cylinder, the port tube <b>has no bend</b> at the end, and enters a <b>round top boss</b> welded to the cylinder side wall. The cylinder can also be identified by the Part Number "04032700SH" on a nameplate located on the valve block, along with the serial number.	1
			<b>Note:</b> When ordering a <b>REPLACEMENT CYLINDER</b> , "Type 3" will be supplied.	
2			CARTRIDGE, HOLDING VALVE (Counterbalance Valve)	
	04-028302		for "Type 1" Cylinder	2
	04-030502		for "Type 2" Cylinder	2
			for "Type 3" Cylinder	2
	04-028302		Type 3a (Valve is stamped "CB-CG-LJN")	2
	01-227200		Type 3b [Valve is stamped "CB-CB-LHN", and set at 3,000 PSI (207 Bar) (211 Kg/ cm <sup>2</sup> )]	2
			<b>Note:</b> "Type 1" and "Type 2" holding valves are directly interchangeable, but <b>must be replaced in pairs</b> . When ordering a replacement holding valve, <b>(2) of "Type 3b"</b> will be supplied unless otherwise specified.	
3			SEAL KIT, COUNTERBALANCE VALVE	
	04-028303		(for Holding Valve for "Type 1" Cylinder)	1
	04-028303		(for "Type 3a" Holding Valve)	1
	01-227201		(for "Type 3b" Holding Valve)	1
4	04-032602		NUT, LOCK (for "Type 3" Cylinder)	1
5	04-032603		PISTON (for "Type 3" Cylinder)	1
6	04-032605		ROD (for "Type 3" Cylinder)	1
7	04-028301		BUSHING (for "Type 1" Cylinder)	4
	04-030504		BUSHING (for "Type 2" Cylinder)	4
	04-032606		BUSHING (for "Type 3" Cylinder)	4

TITLE

SLAVE CYLINDER (PLATE 1 OF 2)

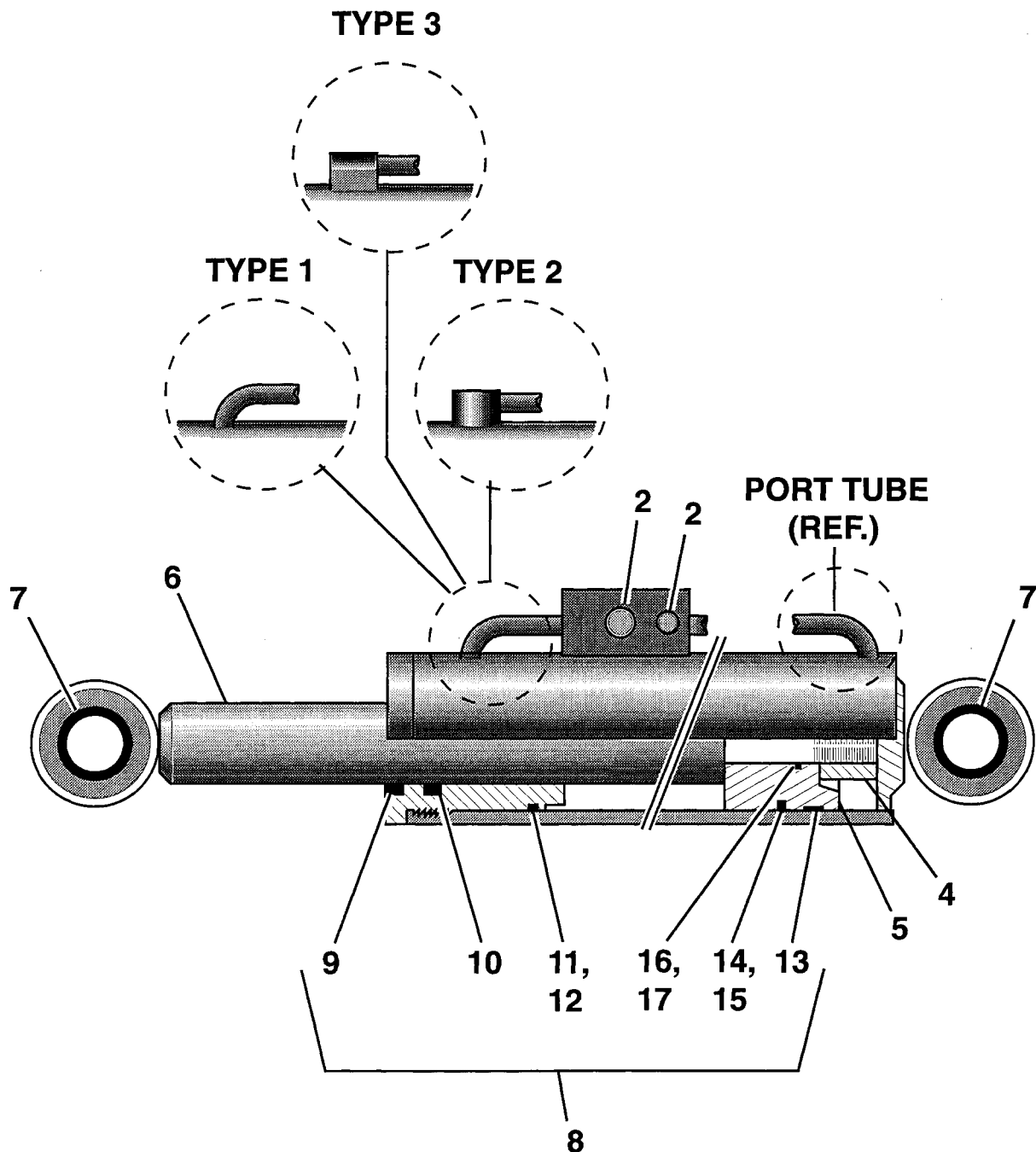
PLATE NO.

11.07

**SIMON AERIALS INC.**

REV. 15 OCT., 1993

PART NO.



TITLE

SLAVE CYLINDER (PLATE 1 OF 2)

**SIMON AERIALS INC.**

REV. 15 OCT., 1993

PART  
NO.

PLATE  
NO.

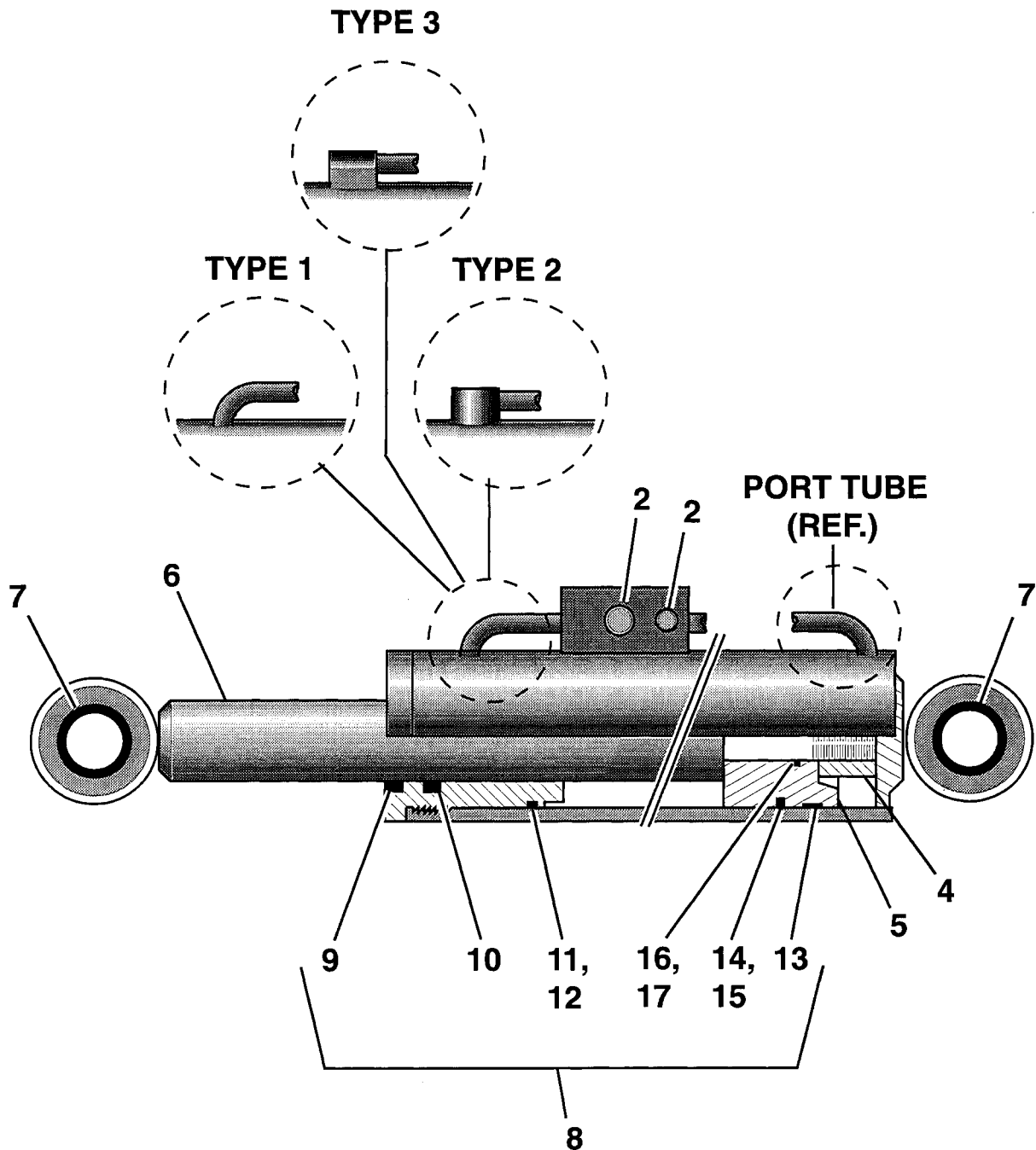
11.07

[illegible]

SLAVE CYLINDER (PLATE 2 OF 2)

PART  
NO.





TITLE

SLAVE CYLINDER (PLATE 2 OF 2)

**SIMON AERIALS INC.**

REV. 15 OCT., 1993

PART  
NO.

PLATE  
NO.

11.07

# PARTS LIST

ITEM	PART NO	SEE SECTION	DESCRIPTION	QTY.
1	353 6780 353 6790		CYLINDER ASSEMBLY, LIFT for lower boom for upper boom for middle boom	1
	353 6790 No Part #		(with all <b>except</b> Ford LSG-423 engine) (when Ford LSG-423 engine is fitted)	
2	04-039700		CYLINDER, LIFT (3.00" bore) (supercedes cylinders 232 9140 and 232 2730, below) CYLINDER, LIFT (Modified)	1
	232 9140		for use only on <b>middle boom</b> on machines fitted with <b>Ford LSG-423</b> engine (superceded by 04-039700)	
	232 2730		for all other applications (superceded by 04-039700)	
3	04-037100		CYLINDER, LIFT (2.50" bore)	1
4	04-028302		VALVE, COUNTERBALANCE (Holding valve cart.) (for cylinder 04-037100) (stamped " <b>CBCG-LHN</b> ", factory set at <b>3000</b> PSI [207 Bar] [211 Kg/ cm <sup>2</sup> ])	2
	04-039702		(for cylinder 04-039700) (stamped " <b>CBCG-LJN</b> ", factory set at <b>3900</b> PSI [269 Bar] [274 Kg/ cm <sup>2</sup> ])	1
5	04-033103		PISTON	1
6	04-033104		GLAND, HEAD	1
7	04-033105		ROD, CYLINDER	1
8	04-033106		BUSHING	4
9			SPACER, INTERNAL	1
	232 2720		2.12" (54 mm) long, for cylinder 232 2730 (shown)	1
	232 9150		4.19" (106 mm) long, for cylinder 232 9140	1
10	07-023019		SET SCREW, SOCKET HEAD (1/4"-20 x 3/8", Grade 5)	1
11	06-044400		ELBOW, STRAIGHT THREAD (4-6 C50X-S) when used on lower boom when used on middle and upper booms	2 4
12	08-051300		FITTING, GREASE (1/8" x 90°)	2
13	08-066300		CAP, GREASE FITTING	2
14	04-033101		SEAL KIT, CYLINDER	1
15	04-028303		SEAL KIT, COUNTERBALANCE VALVE	1

TITLE

LIFT CYLINDER, AT 45

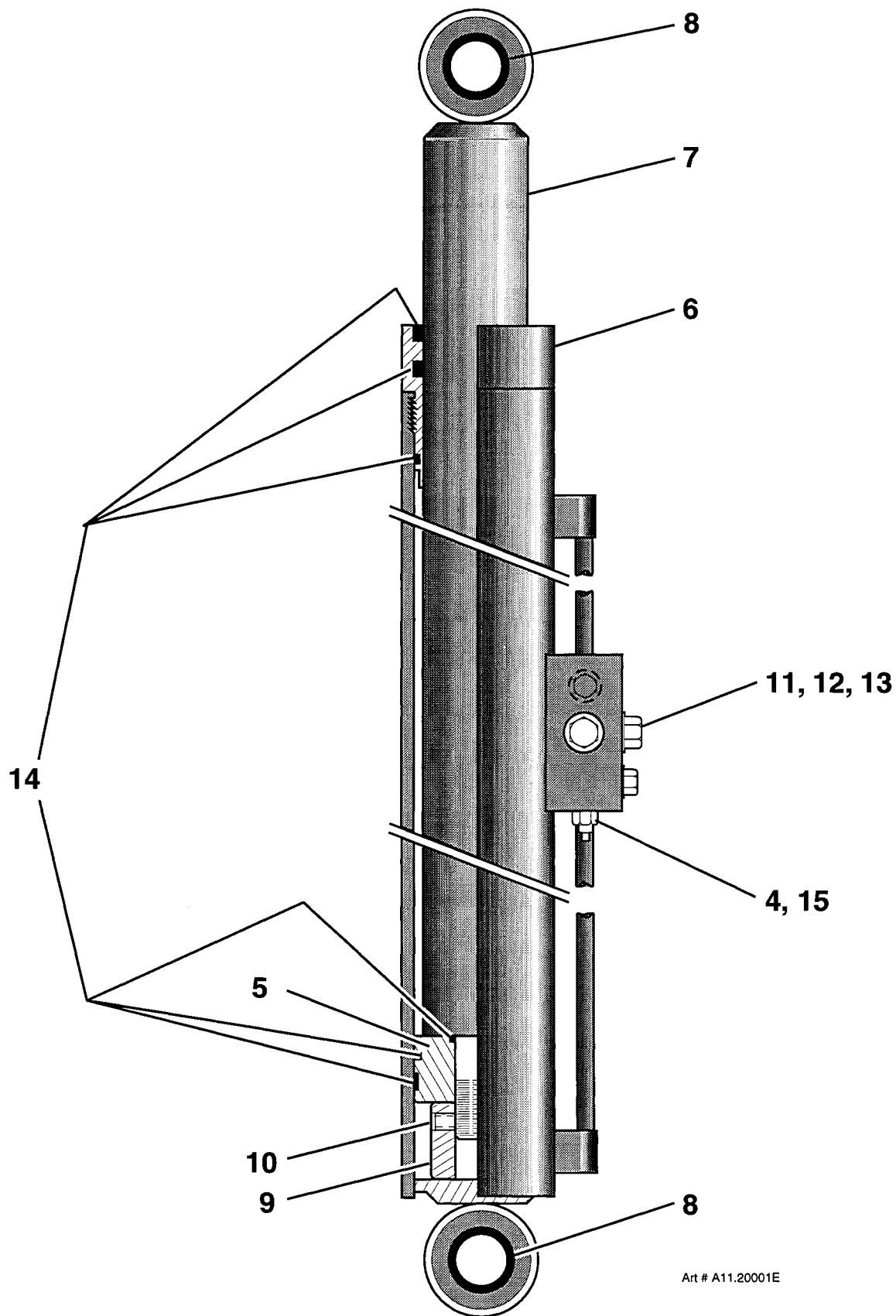
PLATE  
NO.

11.20

**SIMON AERIALS INC.**

REV. 06 MAY, 1995

PART  
NO.



Art # A11.20001E

TITLE

LIFT CYLINDER, AT 45

**SIMON AERIALS INC.**

REV. 06 MAY, 1995

PART  
NO.

PLATE  
NO.

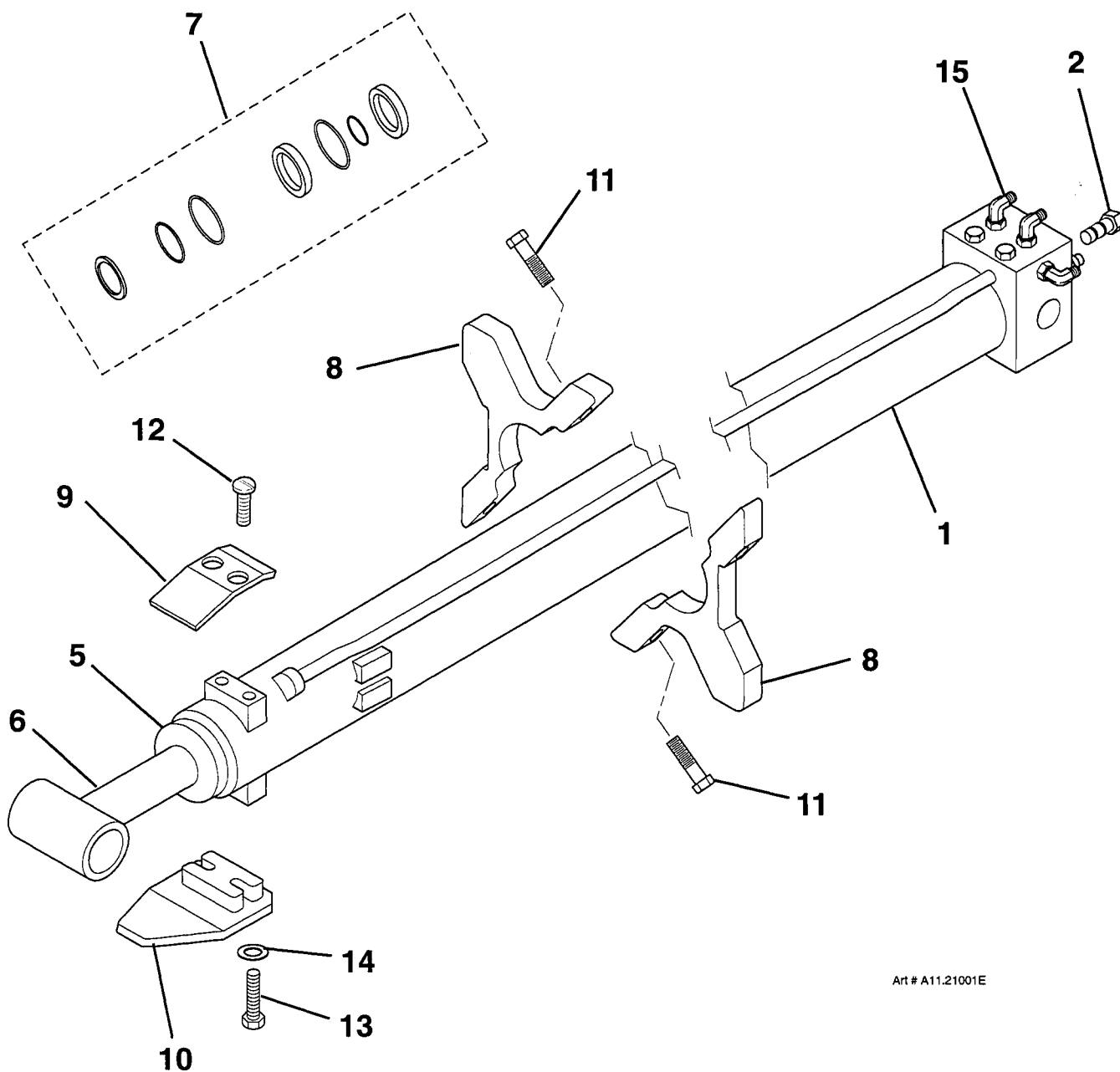
11.20

[illegible]

TITLE	TELESCOPE (EXTEND) CYLINDER, AT-45
-------	------------------------------------

PLATE NO.	11.21
-----------	-------

PART NO.	3536810
----------	---------



Art # A11.21001E

TITLE

TELESCOPE (EXTEND) CYLINDER, AT-45

**SIMON AERIALS INC.**

NEW 01 MAR., 1994

PART  
NO.

3536810

PLATE  
NO.

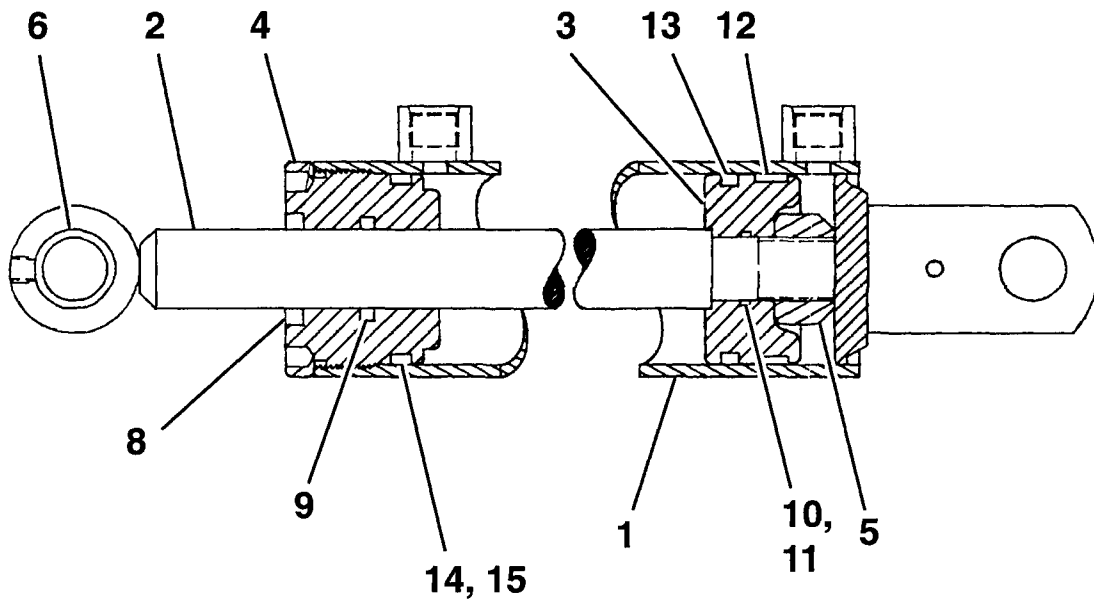
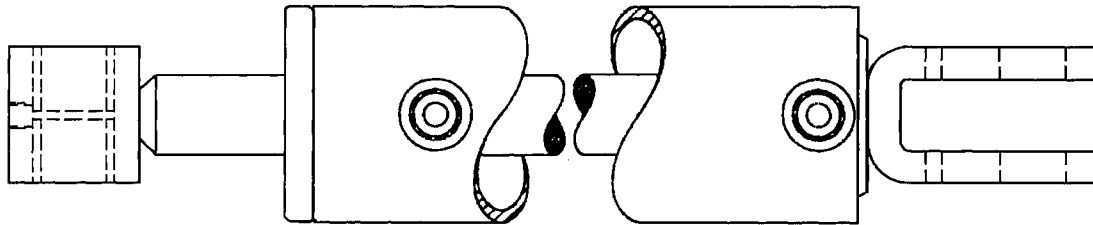
11.21



[illegible]

## STEER CYLINDER, 10" (25.4 CM) STROKE

**PART NO.** 04-035200



TITLE

STEER CYLINDER, 10" (25.4 CM) STROKE

**SIMON AERIALS INC.**

NEW 11 MAR., 1994

PART  
NO.

04-035200

PLATE  
NO.

11.22

## PARTS LIST

ITEM	PART NO	SEE SECTION	DESCRIPTION	QTY.
1			MOTOR, ELECTRIC PUMP	1
2			RELAY, SOLENOID	1
3	01-027205		COUPLING, PUMP	1
4	01-027202		GASKET, PUMP	1
5			PLATE, DRIVE	1
6			CASE	1
7			PLATE, END	1
8			GEAR	2
9			SHAFT, DRIVE	1
10			SHAFT, IDLER	1
11			BEARING	4
12			KEY, DOWEL	1
13			BALL	1
14			RING, RETAINING	4
15			PIN, DOWEL	2
16			SEAL KIT	1
			<b>Note:</b> Items in seal kit are identified by asterisk (*).	
17	*		SEAL, SHAFT	1
18	*		O-RING	4
19			RELIEF VALVE ASSEMBLY	1
20			NUT, ACORN	1
21			GASKET, METAL	1
22			NUT, HEX JAM	1
23			SCREW, ADJUSTING	1
24			SPRING	1
25			GUIDE, SPRING	1
26			BALL	1
27			CAP, VALVE	1
28			WASHER, SEALING	1
29			SPRING	1
30			BALL	1

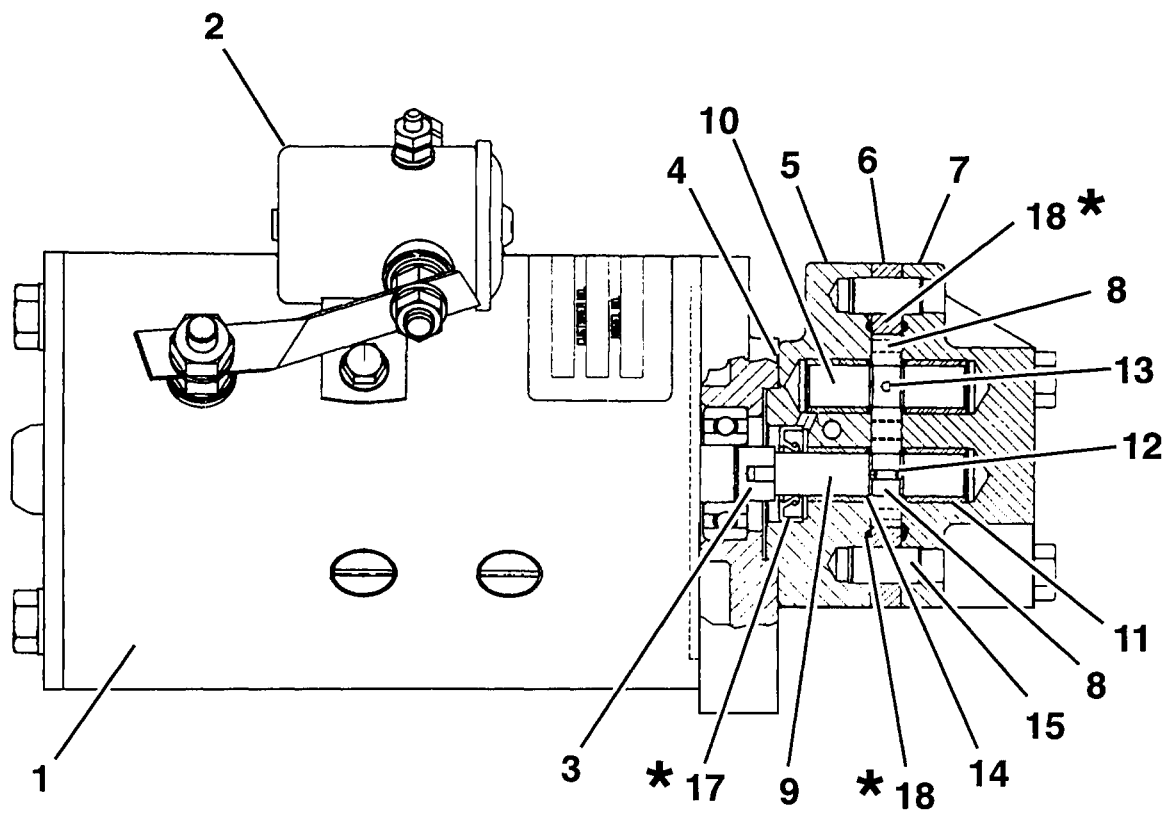
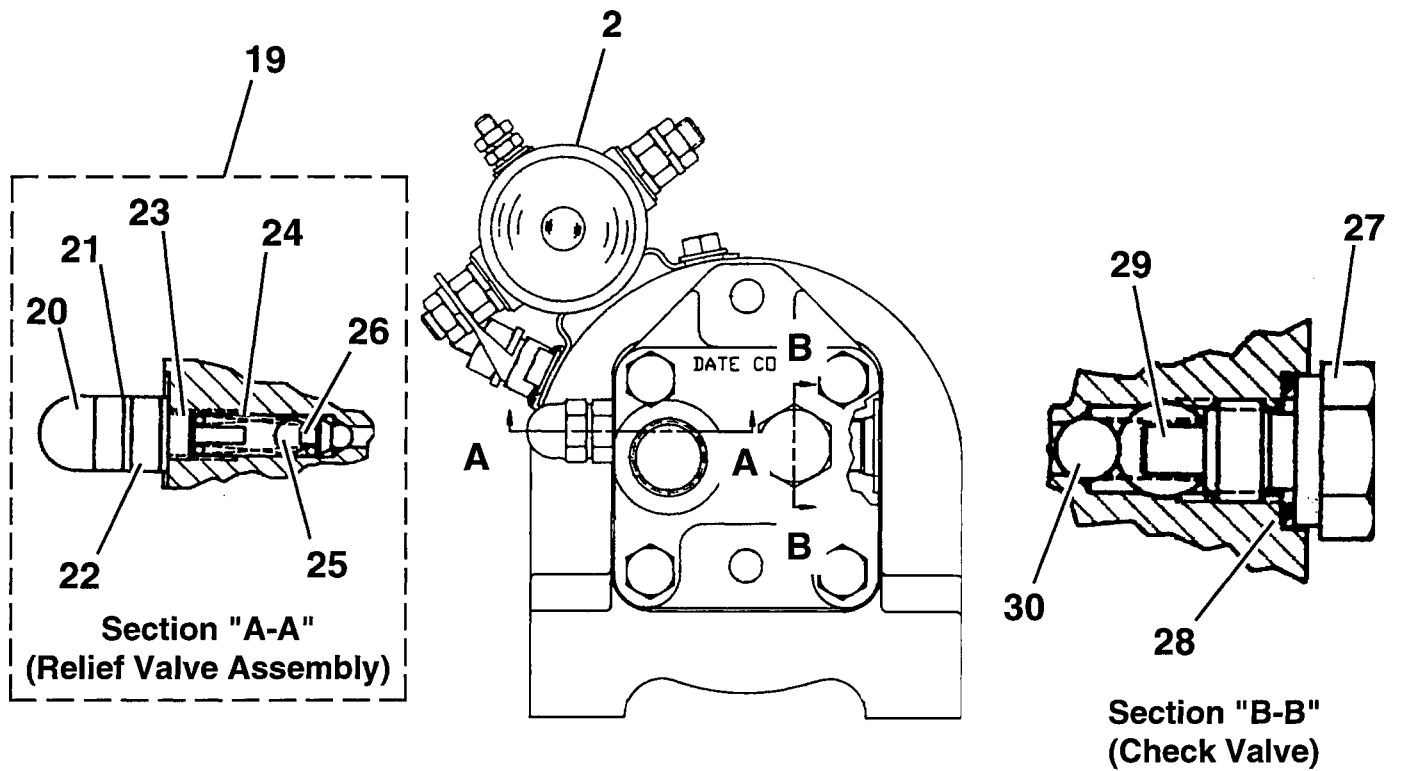
**TITLE** EMERGENCY PUMP

**PLATE NO.** 12.12

**SIMON AERIALS INC.**

NEW 11 MAR., 1994

**PART NO.** 01-224900



TITLE

EMERGENCY PUMP

**SIMON AERIALS INC.**

NEW 11 MAR., 1994

PART  
NO.

01-224900

PLATE  
NO.

12.12

# PARTS LIST

ITEM	PART NO	SEE SECTION	DESCRIPTION	QTY.
	01-206900		PUMP ASSEMBLY, HYDRAULIC (HPR 40)	
			Pump marked "**ROPV 312 XXXXXX*" and "24 71 R11531"	1
	01-019500		PUMP ASSEMBLY, HYDRAULIC (HPR 50)	
			Pump marked "**ROPV 322 XXXXXX*" and "24 72 R11531"	1
1			HOUSING ASSEMBLY, PUMP	1
2			HOUSING, PUMP	1
3	01-019519		VALVE, INLET	8
4	01-019518		SEAT, DISCHARGE VALVE	8
5	01-018707		SEAL KIT (components indicated by asterisks, page 1 and 2)	1
6	01-002605	*	SEAL, OIL	1
7		*	SHIELD (plastic)	8
8	01-019512	*	"O"-RING	8
9	01-018704	*	"O"-RING, CENTER HUB	1
10	01-018705	*	RING, SEALING	1
11			VALVE, DISCHARGE	8
12	01-019517		GUIDE, VALVE	1
13	01-018715		DISC, DISCHARGE VALVE	1
14	01-019516		SPRING	1
15	01-019515	*	"O"-RING	1
16			PLUG, DISCHARGE VALVE	1
17	01-019503		RING, SNAP	1
18	01-019514		PISTON	8
19	01-019513		SPRING, PISTON	8
20	01-019520		PIN, COOLING	8
21			PLUG, PISTON	8
22			SHAFT, PUMP (for HPR 40)	1
	01-019506		SHAFT, PUMP (for HPR 50)	1
23	01-019504		CUP, PUMP SHAFT BEARING	2
24	01-019505		CONE AND ROLLER, PUMP SHAFT BEARING	2
25	01-018710		SPACER	2
26	01-019510		WASHER, THRUST	2
27	01-019508		RACE, BEARING	1
28	01-019507		ROLLER, NEEDLE	50
29	01-019521		SPACER, NEEDLE ROLLER	3
30	01-019509		SHIM (0.15 mm)	A.R.
			SHIM (0.25 mm)	A.R.

TITLE

HYDRAULIC PUMP ASSEMBLY (PLATE 1 OF 2)

PLATE NO.

12.13

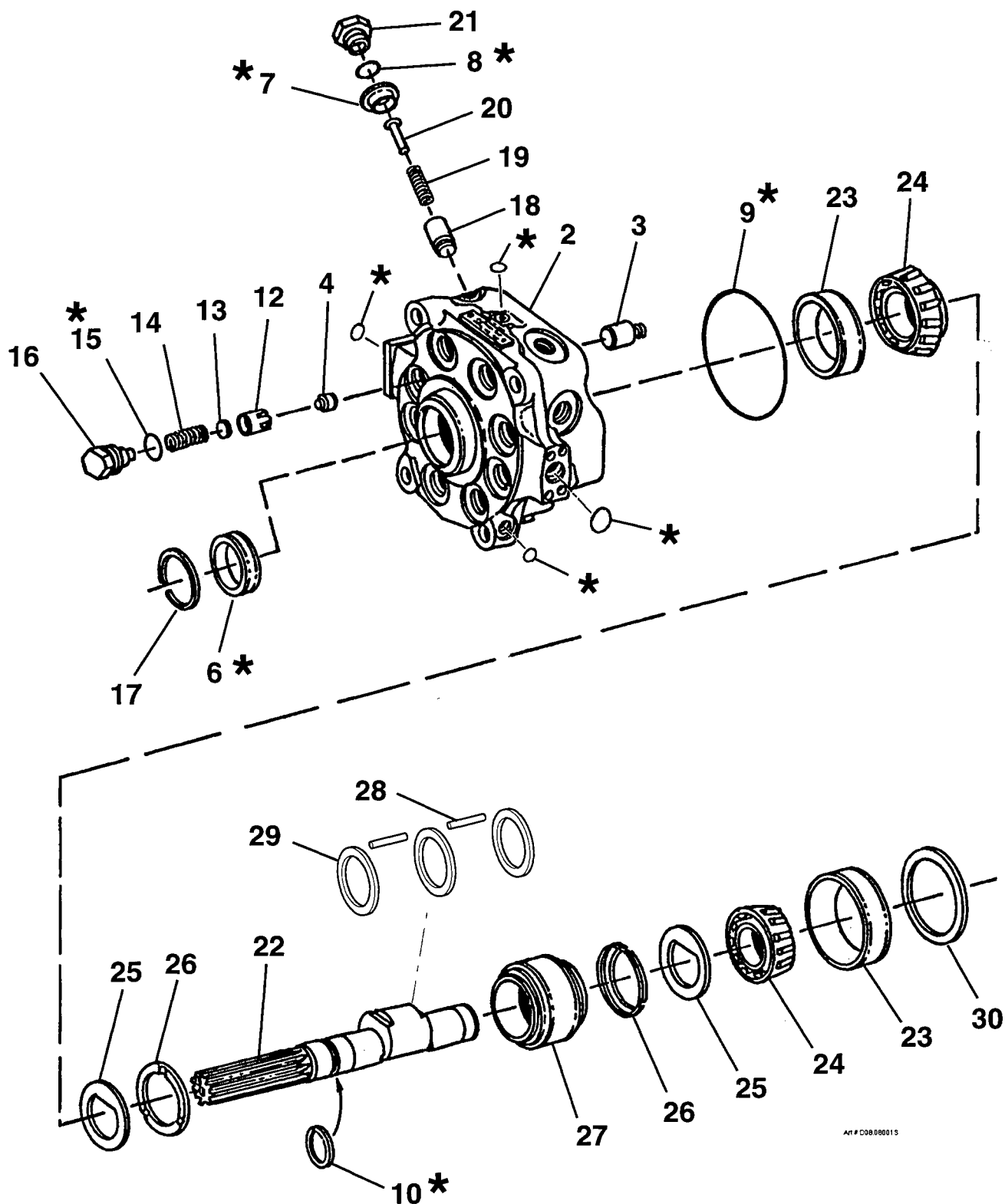
**SIMON AERIALS INC.**

REV. 17 MAR., 1995

PART NO.

01-206900





TITLE

HYDRAULIC PUMP ASSEMBLY (PLATE 1 OF 2)

**SIMON AERIALS INC.**

REV. 17 MAR., 1995

PART  
NO.

01-206900

PLATE  
NO.

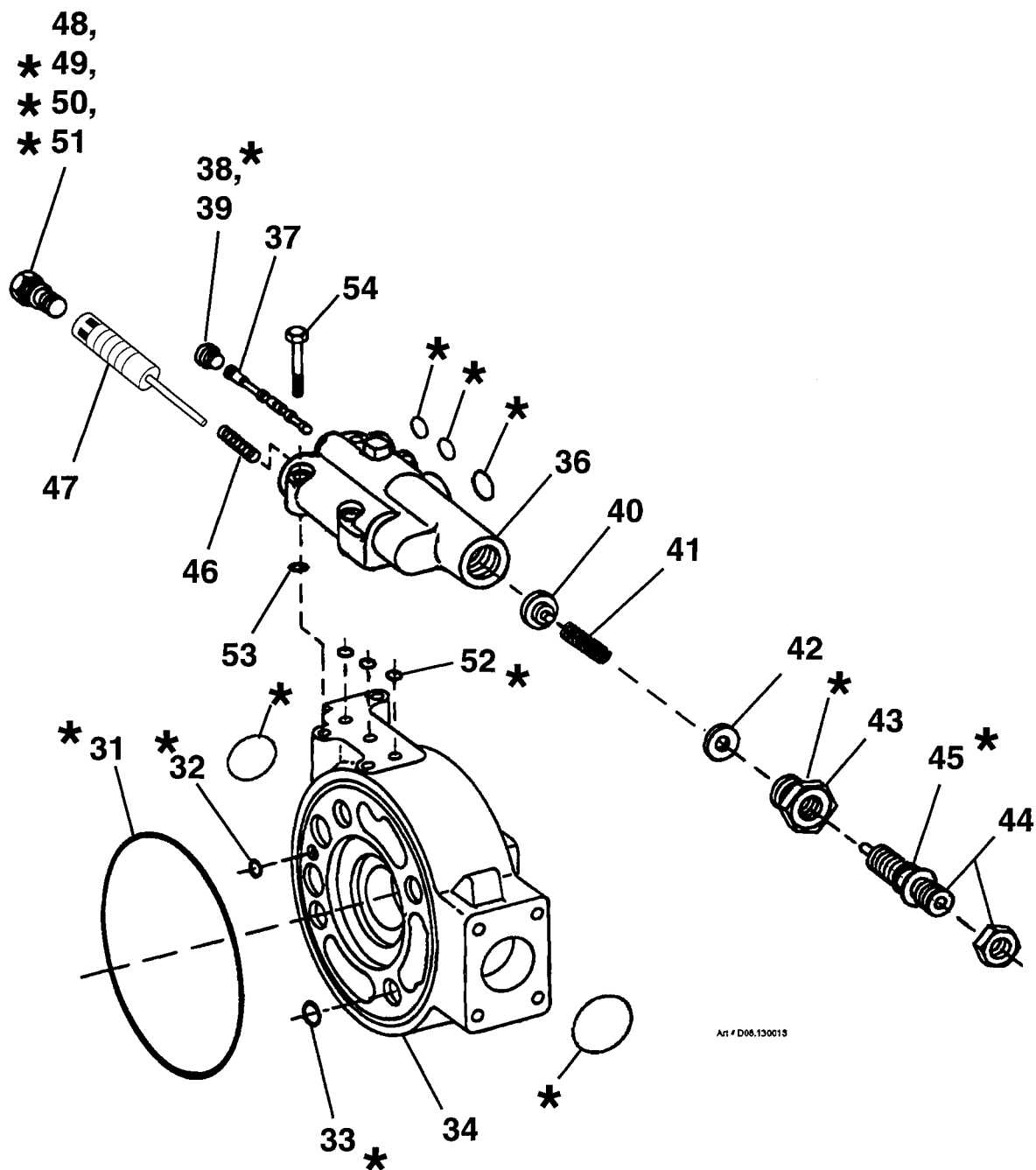
12.13

# PARTS LIST

ITEM	PART NO	SEE SECTION	DESCRIPTION	QTY.
5	01-018707		SEAL KIT (components indicated by asterisks, page 1 and 2)	1
31	01-018711	*	PACKING, INLET HOUSING TO PUMP HOUSING	1
32		*	PACKING, HIGH PRESSURE PASSAGE	1
33		*	PACKING, BOLT PASSAGE	4
34			HOUSING, PUMP INLET	1
35	01-019502		VALVE ASSEMBLY, CONTROL	1
36			HOUSING, PRESSURE COMPENSATOR	1
37			VALVE, PRESSURE COMPENSATOR CONTROL	1
38		*	"O"-RING	1
39			PLUG, PRESSURE COMPENSATOR	1
40			GUIDE, SPRING	1
41			SPRING, PRESSURE COMPENSATOR	1
42		*	WASHER	1
43			PLUG, ADJUSTING	1
44			SCREW ASSEMBLY, PUMP PRESSURE ADJUSTING	1
45		*	"O"-RING	1
46			SPRING, CRANKCASE RELIEF VALVE	1
47			VALVE, EXTERNAL CONTROL	1
48			PLUG, DESTROKE	1
49		*	"O"-RING	1
50		*	"O"-RING	1
51		*	PLUG	1
52		*	PACKING, PRESSURE	3
53		*	SHIM, PRESSURE COMPENSATOR HOUSING	A.R.
54			CAP SCREW, HEX HEAD	3

TITLE HYDRAULIC PUMP (UNITIZED CONTROL VALVE) (PLATE 2 OF 2)

PLATE NO. 12.13 SIMON AERIALS INC. REV. 17 MAR., 1995 PART NO. 01-206900



Art # D08.130015

TITLE HYDRAULIC PUMP (UNITIZED CONTROL VALVE) (PLATE 2 OF 2)

**SIMON AERIALS INC.**

REV. 17 MAR., 1995

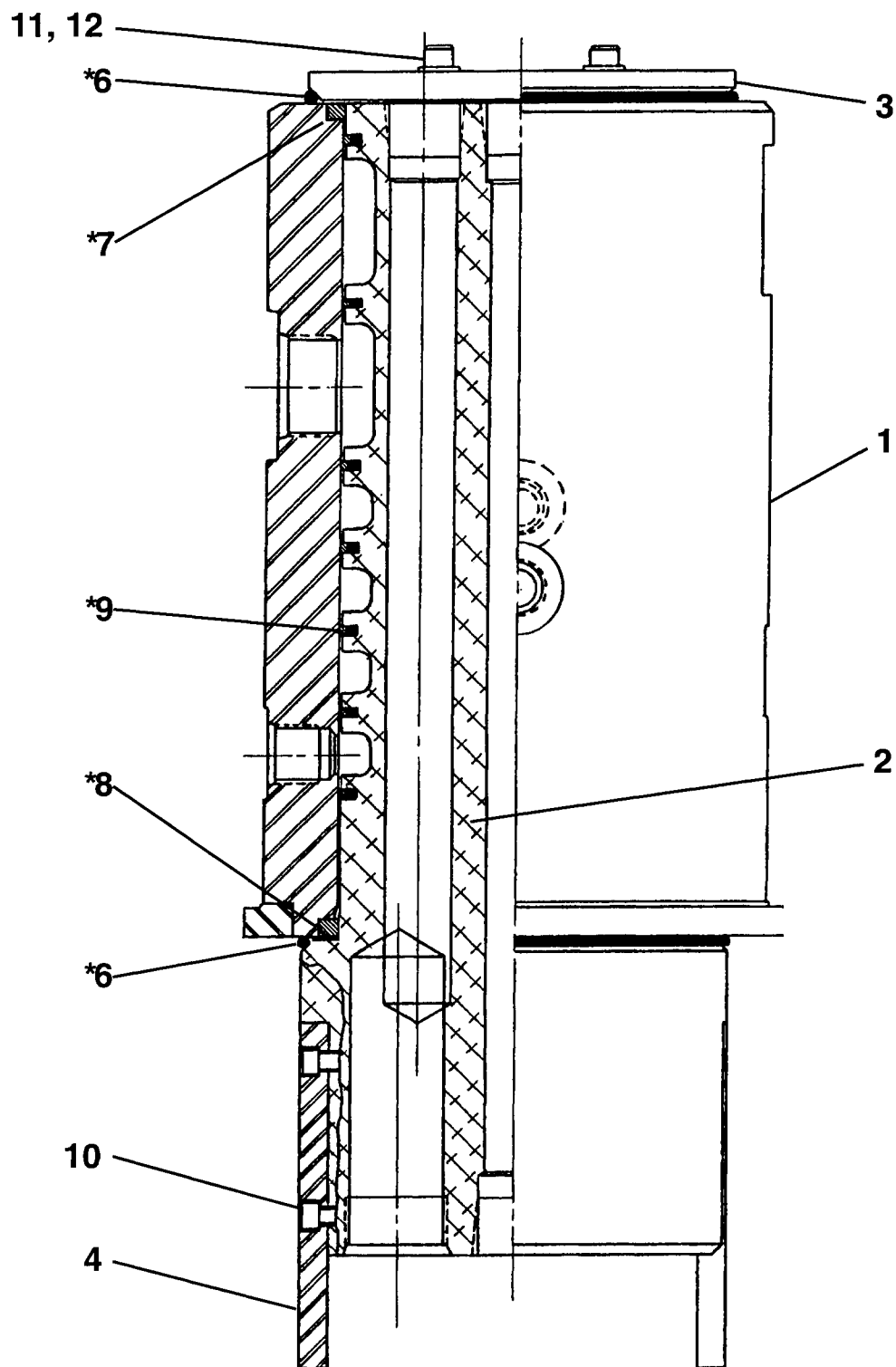
PART NO. 01-206900

PLATE NO. 12.13

[illegible]

TITLE	HYDRAULIC SWIVEL
-------	------------------

**PART NO.** 04-008700



Note: Items in service kit identified by asterisk (\*)

TITLE

HYDRAULIC SWIVEL

**SIMON AERIALS INC.**

NEW 11 MAR., 1994

PART  
NO.

04-008700

PLATE  
NO.

16.02



## PARTS LIST

ITEM	PART NO	SEE SECTION	DESCRIPTION	QTY.
	02-043400		AXLE ASSEMBLY, REAR (418R/81)	1
1	02-039664		HOUSING, AXLE DIFFERENTIAL	1
2	02-039742		CASE HALF, DIFFERENTIAL	1
3	02-039711		DIFFERENTIAL, "NO-SPIN" (includes washers)	1
4	02-039697		WASHER (Differential side gear)	2
5	02-039729		BOLT (Differential side gear)	8
6	02-039712		GEAR SET, AXLE RING AND PINION	1
7	02-039732		SHOULDER BOLT, RING GEAR (M 10 x 25 mm)	12
8	02-039603		WASHER, DIFFERENTIAL HOUSING	12
9	02-039743		HOUSING, PINION	1
10	02-039613		"O"-RING (Pinion housing)	1
11	02-039615		BOLT (Pinion flange)	10
12	02-039678		WASHER (Pinion flange)	24
13	02-039628		BEARING, TAPERED ROLLER (Pinion rear)	1
14	02-039666		SHIM, PINION BEARING (Rear)	3
	02-039667		SHIM, PINION BEARING (Rear)	3
15	02-039629		BEARING, TAPERED ROLLER (Pinion front)	1
16	02-039674		"O"-RING (Pinion front)	1
17	02-039747		SHIM, PINION BEARING (Front)	2
	02-039756		SHIM, PINION BEARING (Front)	2
	02-039757		SHIM, PINION BEARING (Front)	2
18	02-039748		SPACER, PINION SEAL	1
19	02-039661		SEAL, PINION OIL	1
20	02-039620		NUT, PINION LOCK RETAINING	1
21	02-039725		RING, RETAINING (Snap ring)	2
22	02-039761		SLEEVE, OUTER (Hydraulic motor disconnect)	1
23	02-039759		SLEEVE, ENGAGING (Hydraulic motor disconnect)	1
24	02-039683		PIN, SPLINED	1
25	02-039741		PIN, MOTOR DISCONNECT	1
26	02-039760		SLEEVE, INNER (Hydraulic motor disconnect)	1

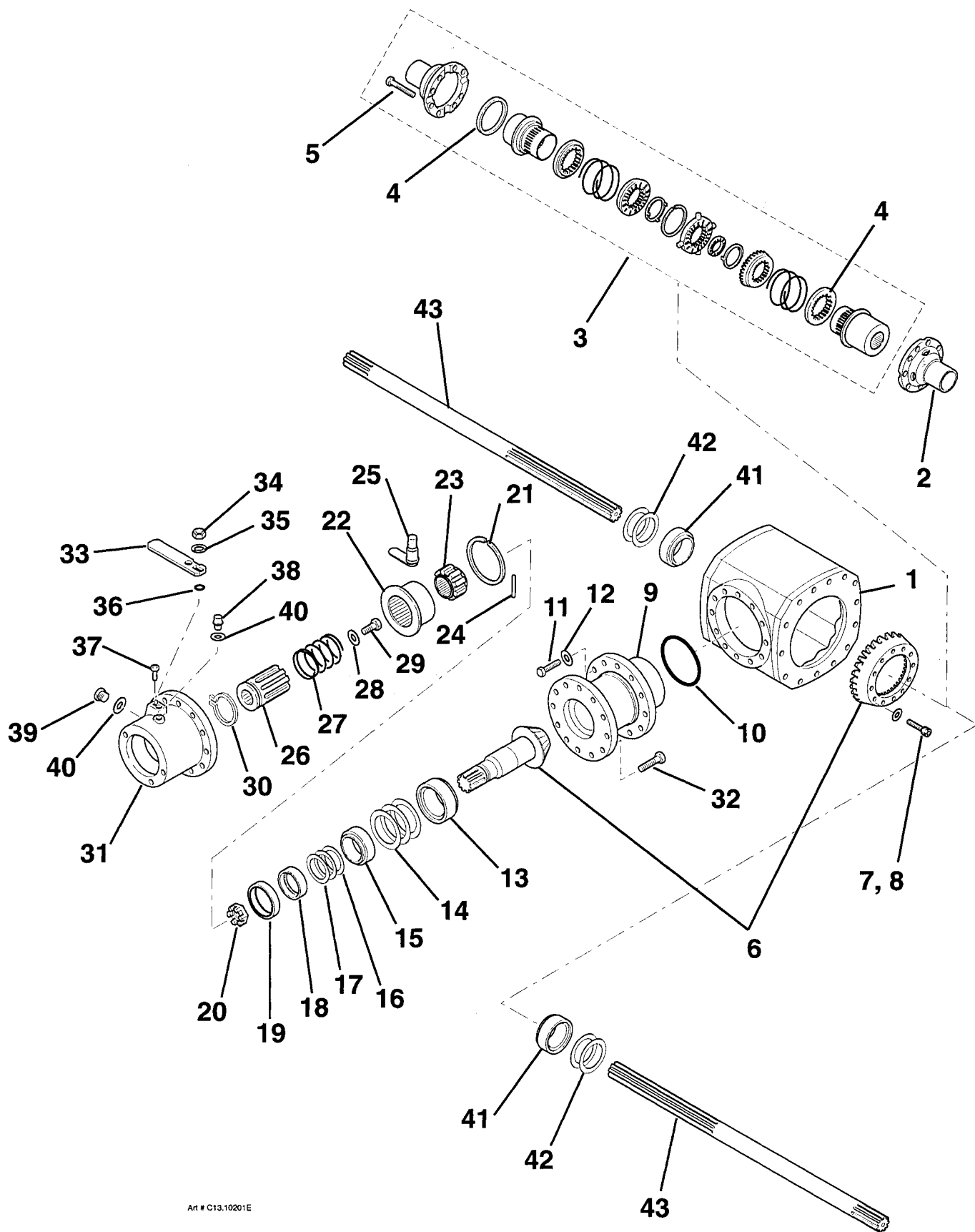
**TITLE** REAR AXLE ASSEMBLY, AT-45 (PLATE 1 OF 4)

**PLATE NO.** 19.10

**SIMON AERIALS INC.**

NEW 11 MAR., 1994

**PART NO.** 02-043400



Art # C13.10201E

TITLE

REAR AXLE ASSEMBLY, AT-45 (PLATE 1 OF 4)

**SIMON AERIALS INC.**

NEW 11 MAR., 1994

PART  
NO.

02-043400

PLATE  
NO.

19.10

## PARTS LIST

ITEM	PART NO	SEE SECTION	DESCRIPTION	QTY.
27	02-039764		SPRING	1
28	02-039749		SPACER	1
29			BOLT	1
30	02-039724		RING, RETAINING (Snap ring)	1
31	02-039739		HOUSING, HYDRAULIC MOTOR DISCONNECT	1
32	02-039615		BOLT, PINION FLANGE	18
33	02-039740		LEVER (Hydraulic motor disconnect)	1
34	02-039734		NUT	1
35	02-039728		WASHER, HELICAL LOCK	1
36	02-039723		"O"-RING	1
37	02-039731		BOLT (M 6 x 10 mm)	1
38	02-039737		BREATHER	1
39	02-039686		BOLT, OIL FILL	1
40	02-039668		WASHER	2
41	02-039623		BEARING, TAPERED ROLLER (Differential)	2
42	02-039624		SHIM, DIFFERENTIAL BEARING	4
	02-039625		SHIM, DIFFERENTIAL BEARING	4
43	02-039707		AXLE SHAFT	2
44	02-039606		FLANGE, INTERMEDIATE (Left, when facing axle input)	1
45	02-039607		FLANGE, INTERMEDIATE (Right, when facing axle input)	1
46	02-039690		PIN, DOWEL	6
47	02-039610		DISC, BRAKE	8
48	02-039609		DISC, INTERMEDIATE	4
49	02-039608		ACTUATOR, BRAKE	2
50	02-039601		HOUSING, AXLE TUBE (Left, when facing axle input)	1
51	02-039612		TUBE, AXLE (Right, when facing axle input)	1
52	02-039662		BOLT, BRAKE (M 8 x 14 mm)	4
53	02-039605		SHOULDER BOLT (Double threaded)	24
54	02-039602		NUT (Axle tube)	24
55	02-039603		WASHER, DIFFERENTIAL HOUSING	24
56	02-039733		PIN, LOCATING	1
57	02-039736		PLUG, BREATHER	1
58	02-039722		"O"-RING	1
59	02-039685		PLUG (Axle tube oil filler)	1
60	02-039684		PLUG (Oil drain)	3
61	02-039669		WASHER	5

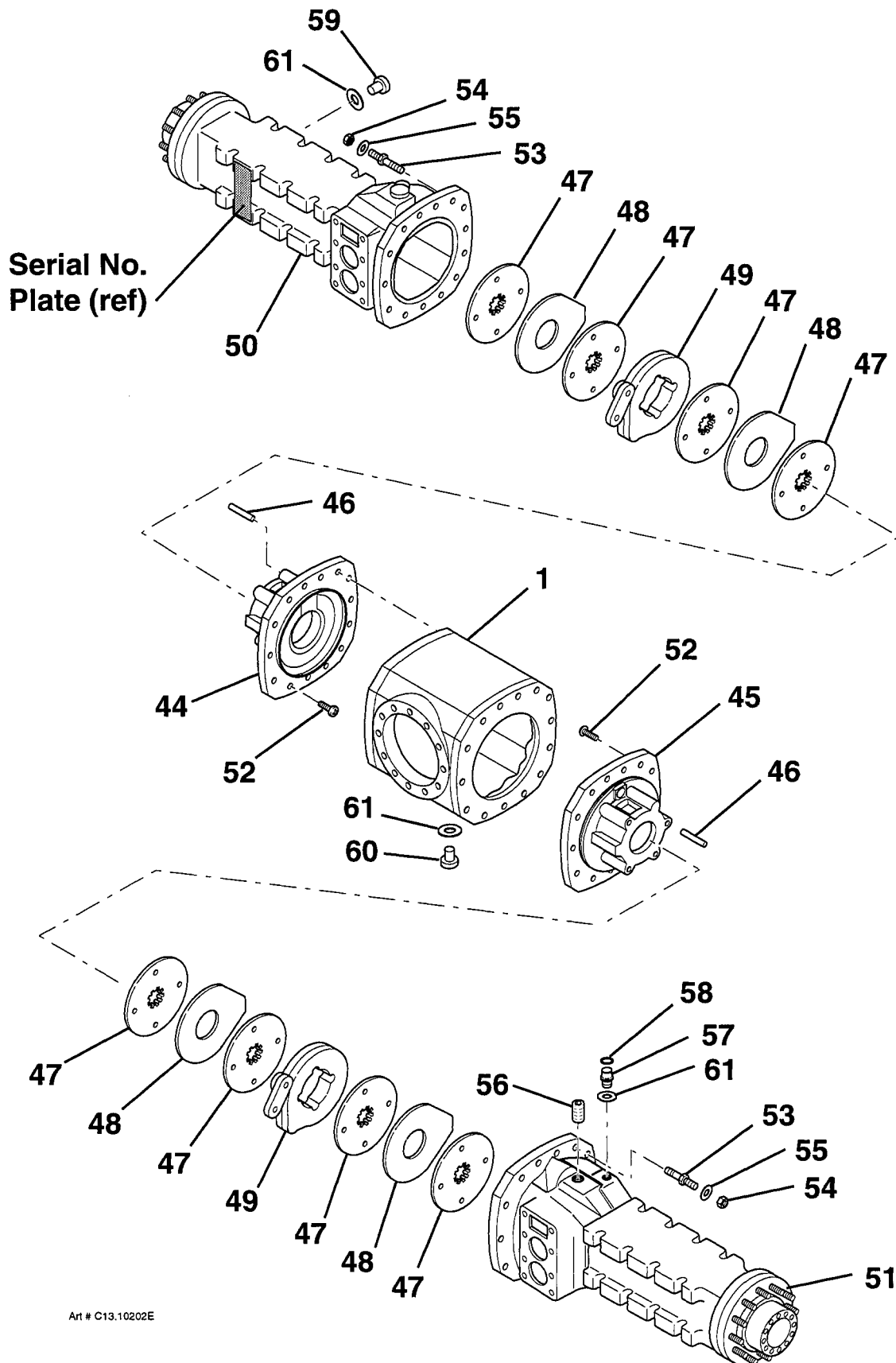
**TITLE** REAR AXLE ASSEMBLY, AT-45 (PLATE 2 OF 4)

**PLATE NO.** 19.10

**SIMON AERIALS INC.**

NEW 11 MAR., 1994

**PART NO.** 02-043400



TITLE

REAR AXLE ASSEMBLY, AT-45 (PLATE 2 OF 4)

**SIMON AERIALS INC.**

NEW 11 MAR., 1994

PART  
NO.

02-043400

PLATE  
NO.

19.10

## PARTS LIST

ITEM	PART NO	SEE SECTION	DESCRIPTION	QTY.
62	02-039713		SUPPORT ASSEMBLY, WHEEL HUB	2
63			SUPPORT, WHEEL HUB	1
64	02-039709		RING, OIL SEAL	1
65	02-039710		COVER, DUST	1
66	02-039706		BOLT (Wheel flange) (M 14 x 40 mm)	24
67	02-039678		WASHER (Wheel flange)	24
68	02-039752		HUB ASSEMBLY, REAR WHEEL	2
69			HUB, REAR WHEEL	1
70	02-039705		STUD, WHEEL	8
71	02-039702		SEAL, OIL	2
72	02-039640		BEARING, TAPERED ROLLER	4
73	02-039701		"O"-RING (Wheel hub)	2
74	02-039726		RING, STOP	2
75	02-039766		FLANGE, ANNULUS	2
76	02-039704		BOLT (M 10 x 35 mm)	24
77	02-039758		SLEEVE, HALF SHAFT	2
78	02-039738		ROLL PIN	2
79	02-039718		GEAR, INTERNAL	2
80	02-039720		GEAR, SUN	2
81	02-039716		BUTTON, SHAFT STOP	2
82	02-039715		SHIM, SHAFT STOP	2
83	02-039719		GEAR SET, PLANET (set of three matched gears)	2
84	02-039721		BEARING, ROLLER	6
85	02-039767		WASHER	12
86	02-039717		PIN, PLANET GEAR	6
87	02-039611		RING, RETAINING (Snap ring)	6
88	02-039714		CARRIER, PLANETARY	2
89	02-039735		NUT	16
90	02-039730		BOLT (M 10 x 20 mm)	4

**TITLE** REAR AXLE ASSEMBLY, AT-45 (PLATE 3 OF 4)

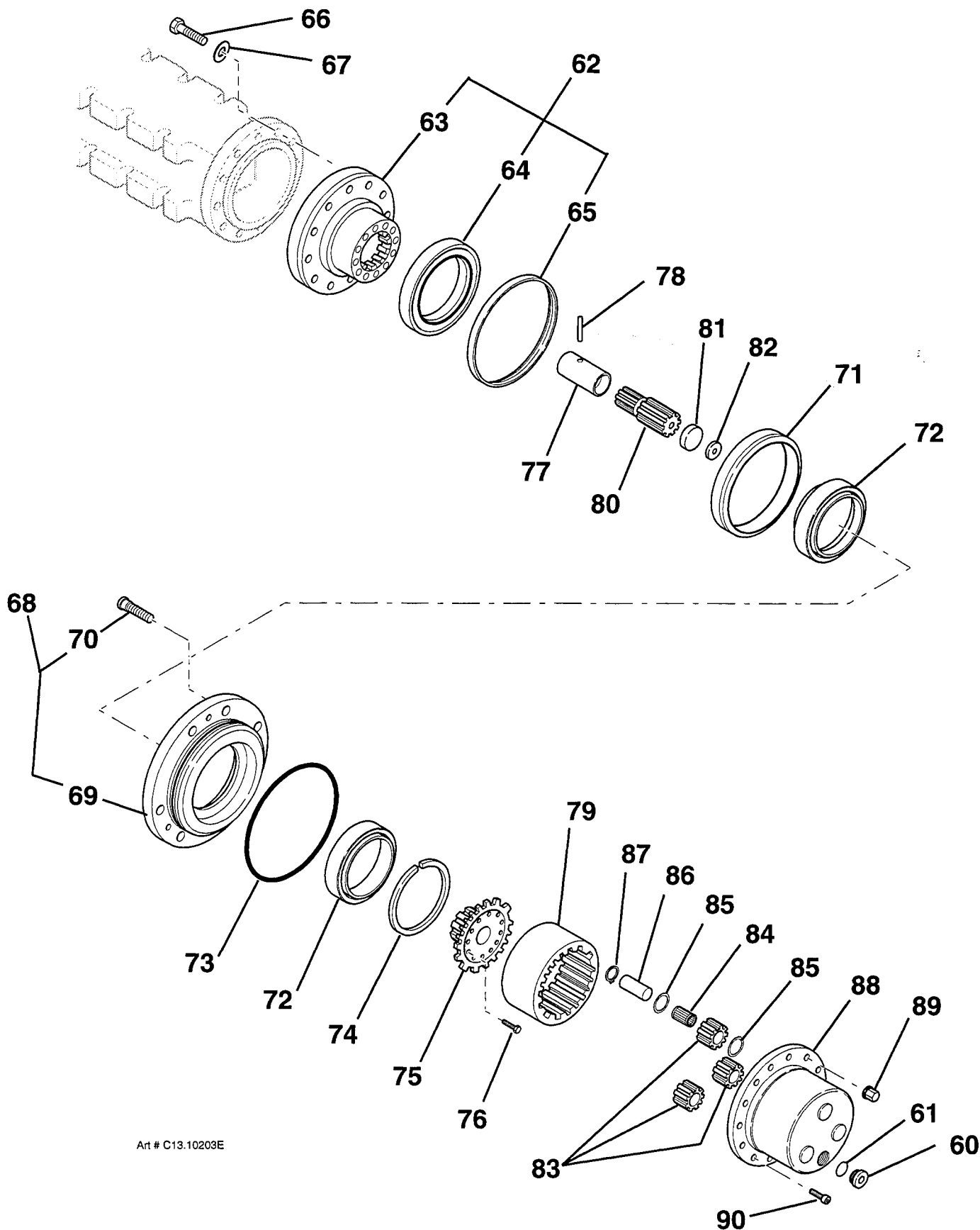
**PLATE NO.** 19.10

**SIMON AERIALS INC.**

NEW 11 MAR., 1994

**PART NO.** 02-043400





Art # C13.10203E

TITLE

REAR AXLE ASSEMBLY, AT-45 (PLATE 3 OF 4)

**SIMON AERIALS INC.**

NEW 11 MAR., 1994

PART  
NO.

02-043400

PLATE  
NO.

19.10

# PARTS LIST

ITEM	PART NO	SEE SECTION	DESCRIPTION	QTY.
91	02-039655		LEVER, BRAKE FORK	2
92	02-039654		PIN, BRAKE PULL	2
93	02-039676		RING, RETAINING (Snap ring)	2
94	02-039653		BOOT, BRAKE (Bellows)	2
95	02-039769		CLAMP, BRAKE (Brake actuator)	2
96	02-039677		RING, RETAINING (Bellows snap ring)	2
97	02-039688		LEVER, FAIL SAFE BRAKE ACTUATING	2
98	02-039652		BALL, FAIL SAFE BRAKE ACTUATOR	4
99	02-039691		PIN, ACTUATING (Fail safe brake)	2
100	02-039693		RETAINER, SPRING (Fail safe brake)	2
101	02-039763		WASHER, SPRING (Belleville washer)	36
102	02-039659		"O"-RING (Fail safe brake)	2
103	02-039672		RING, RETAINING (Snap ring)	2
104	02-039649		NUT, BRAKE ADJUSTMENT	2
105	02-039665		WASHER, SPHERICAL	2
106	02-039656		COVER, BRAKE	2
107	02-039647		BOLT, HEX SOCKET HEAD (M 10 x 30 mm)	4
108	02-039642		BOLT, HEX SOCKET HEAD (M 10 x 60 mm)	4
109	02-039762		SPRING, SERVICE BRAKE	2
110	02-039658		PISTON, FAIL SAFE BRAKE	2
111	02-039657		"O"-RING (Fail safe brake piston)	2
112	02-039689		FLANGE, FAIL SAFE BRAKE	2
113	02-039663		BOLT (M 10 x 85 mm) (Fail safe brake flange)	8
114	02-039681		BOLT, RELEASE (Fail safe brake)	2
115	02-039687		PLUG (Service brake)	2
116	02-039670		GASKET, (Service brake plug)	2
			The following items <b>are not</b> part of Axle Assembly 02-043400:	
117	07-096800		"U"-BOLT KIT (7/8"-24)	4
118	06-210800		MALE CONNECTOR, STRAIGHT THREAD (#4, M10-1.25mm, 7/16"-20) (for brake port)	2
119	06-051300		ELBOW, SWIVEL NUT (4 C6X-S)	2

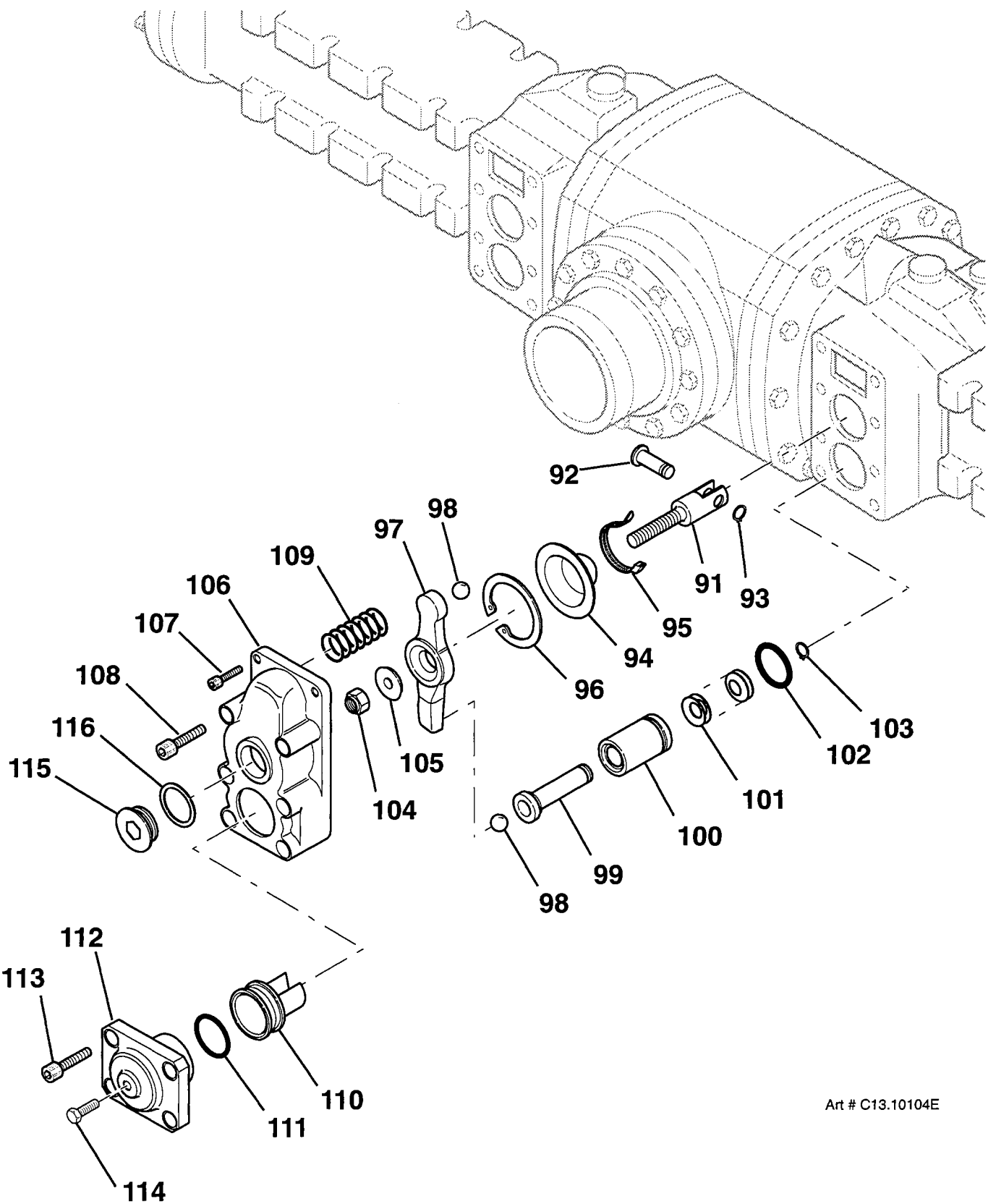
**TITLE** REAR AXLE ASSEMBLY, AT-45 (PLATE 4 OF 4)

**PLATE NO.** 19.10

**SIMON AERIALS INC.**

NEW 11 MAR., 1994

**PART NO.** 02-043400



Art # C13.10104E

TITLE

REAR AXLE ASSEMBLY, AT-45 (PLATE 4 OF 4)

**SIMON AERIALS INC.**

NEW 11 MAR., 1994

PART  
NO.

02-043400

PLATE  
NO.

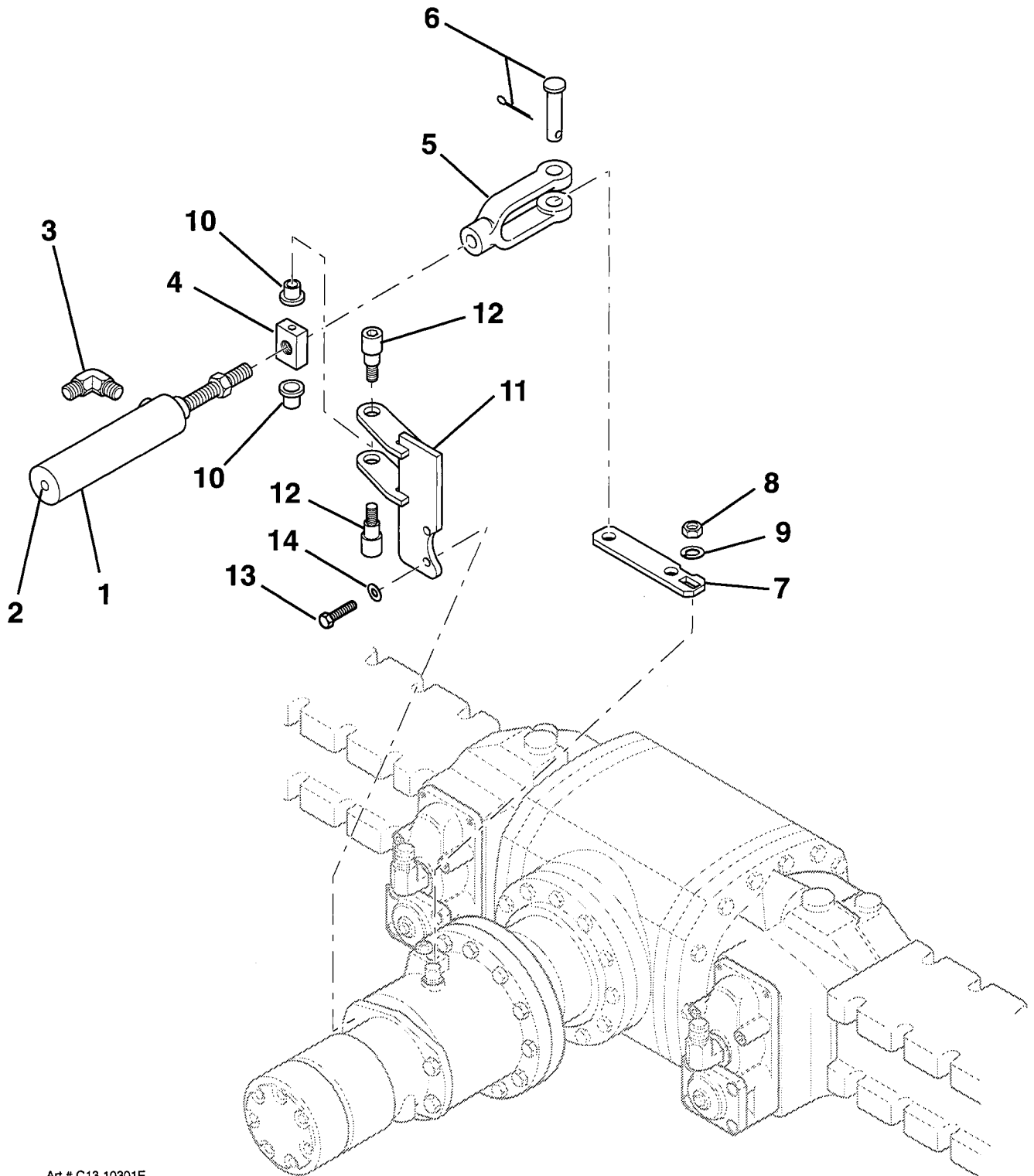
19.10

[illegible]

PLATE NO. 19.11

NEW 11 MAR., 1994

PART NO.	3533110
----------	---------



Art # C13.10301E

TITLE REAR AXLE DRIVE MOTOR DISCONNECT ASSEMBLY

**SIMON AERIALS INC.**

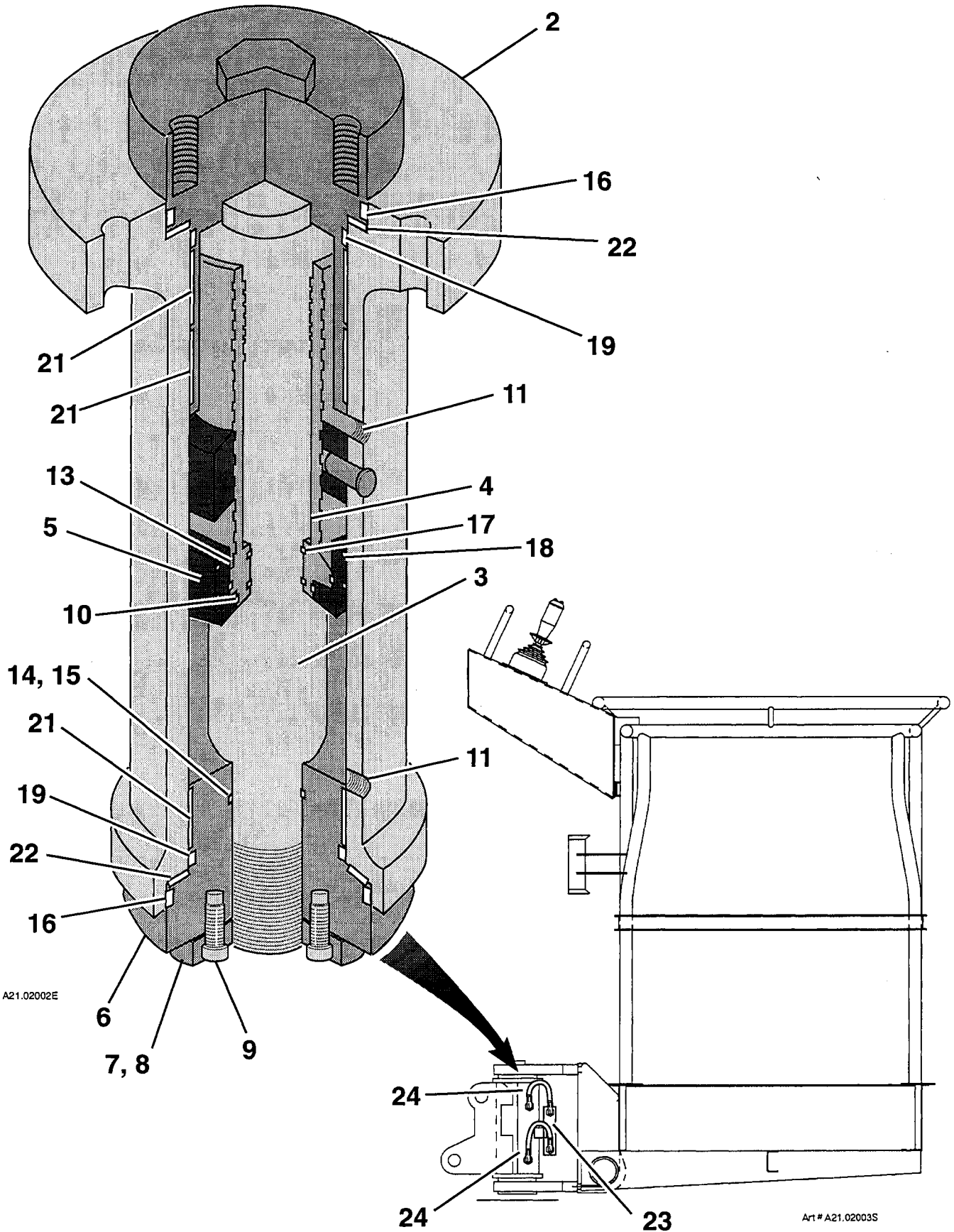
NEW 11 MAR., 1994

PART NO. 3533110

PLATE NO. 19.11



ITEM	PART NO	SI
1	02-023700	
2		
3	02-023703	
4		
5		
6		
7	02-023704	
8	02-023705	
9	02-023706	
10		
11		
12	02-023701	
13		
14		
15		
16		
17		
18		
19		
20	02-023702	
21		
22		
23	01-202000	
24	2144710	
TITLE		
PLATE NO.	21.02	S



TITLE

ROTARY ACTUATOR

**SIMON AERIALS INC.**

REV. 17 AUG., 1993

PART  
NO.

02-023700

PLATE  
NO.

21.02

## PARTS LIST

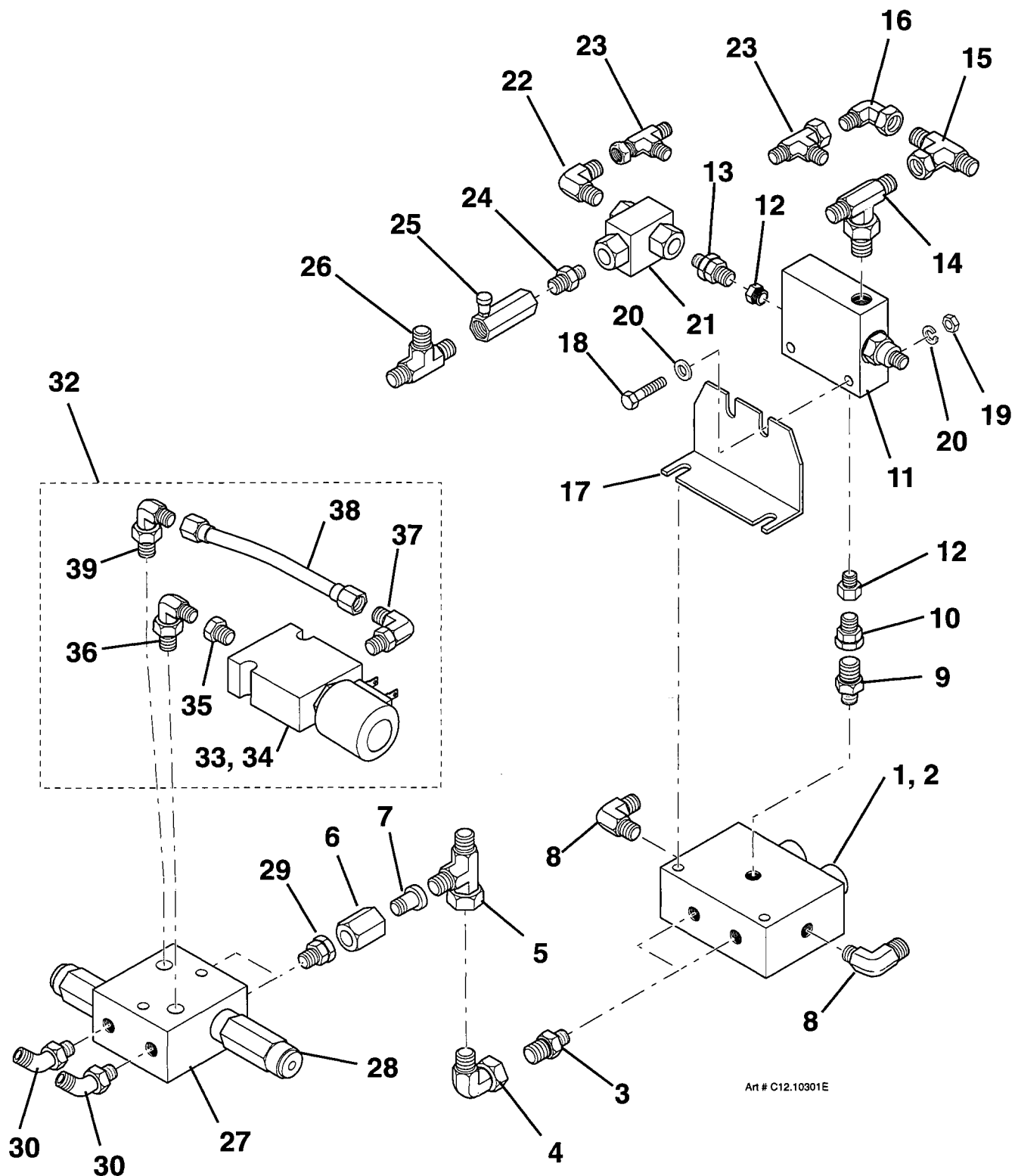
ITEM	PART NO	SEE SECTION	DESCRIPTION	QTY.
			MOTION CONTROL VALVE ASSEMBLY (for models <b>with</b> 360° continuous rotation superstructure) Earlier versions using #12 drive hoses	1
	353 1840			
	354 5440		Later versions using #16 drive hoses	
1	01-225900		VALVE, MOTION CONTROL	1
2	01-013101		SEAL KIT, MOTION CONTROL VALVE	1
3	06-041100		ADAPTER, "O"-RING TO 37° (12-16 F5OX-S)	2
4	06-051800		90° ELBOW, SWIVEL NUT (12 C6X-S)	2
5	06-054800		RUN TEE, 37° FEMALE SWIVEL NUT (12 R6X-S)	2
6	06-057800		NUT, TUBE (12 BTX-S)	2
7	06-060900		REDUCER, TUBE END (12-8 TRTX-S)	2
8			90° ELBOW, "O"-RING TO 37°	2
	06-045600		12-16 C5OX-S (Earlier versions)	
	06-045800		16 C5OX-S (Later versions)	
9	06-191900		ADAPTER, "O"-RING TO 37° (6-4 F5OX-S)	1
10	06-079000		CONNECTOR, SWIVEL NUT (6 F65X-S)	1
11	01-012800		VALVE, PRESSURE REDUCING (10 Gal. [37.8 L] per min., 100 to 3000 PSI [6.9 to 207 bar] [7 to 211 Kg/ cm <sup>2</sup> ], set at 600 PSI [41 bar] [42 Kg/ cm <sup>2</sup> ])	1
12	06-090600		REDUCER/ EXPANDER (8-6 F5O G5-S)	2
13	06-096100		UNION (6 F5O F5O-S)	1
14	06-050000		BRANCH TEE, MALE "O"-RING TO 37° (6 S5OX-S)	1
15	06-056000		BRANCH TEE, 37° FEMALE SWIVEL NUT (6 S6X-S)	1
16	06-051500		90° ELBOW, SWIVEL NUT (6 C6X-S)	1
17	219 9720		BRACKET, VALVE MOUNTING	1
18	07-003029		CAP SCREW, HEX HEAD (5/16"-18 x 2", Grade 5)	2
19	07-050015		NUT, LOCK (5/16"-18, Grade 5)	2
20	07-062015		WASHER, FLAT (5/16")	4
21	01-013800		VALVE, SHUTTLE	1
22	06-044600		90° ELBOW, "O"-RING TO 37° (6 C5OX-S)	1
23	06-054500		RUN TEE, 37° FEMALE SWIVEL NUT (6 R6X-S) (Later versions)	2
24	06-076800		LONG REDUCER/ EXPANDER, PIPE THREAD (4-2 FF-S)	1
25	01-212100		VALVE, FLOW CONTROL (Needle valve) (1/8" NPT)	1
26	06-211200		RUN TEE, MALE 37° TO NPT (4 RTX-S)	1
27	01-202200		MANIFOLD, CROSS PORT RELIEF	1
28	01-202201		CARTRIDGE, CROSS PORT RELIEF VALVE	2
29	06-207800		ADAPTER, SWIVEL NUT (8 F65OX)	2
30	06-047100		45° ELBOW, "O"-RING TO 37° (8 V5OX-S)	2
31	06-086600		ADAPTER, "O"-RING TO FEMALE NPT (6-1/4 F5OG-S)	1

TITLE MOTION CONTROL VALVE ASSEMBLY (PLATE 1 OF 2)

PLATE NO. 23.09 SIMON AERIALS INC.

REV. 12 DEC., 1995

PART NO.



Art # C12.10301E

TITLE

MOTION CONTROL VALVE ASSEMBLY (PLATE 1 OF 2)

**SIMON AERIALS INC.**

REV. 12 DEC., 1995

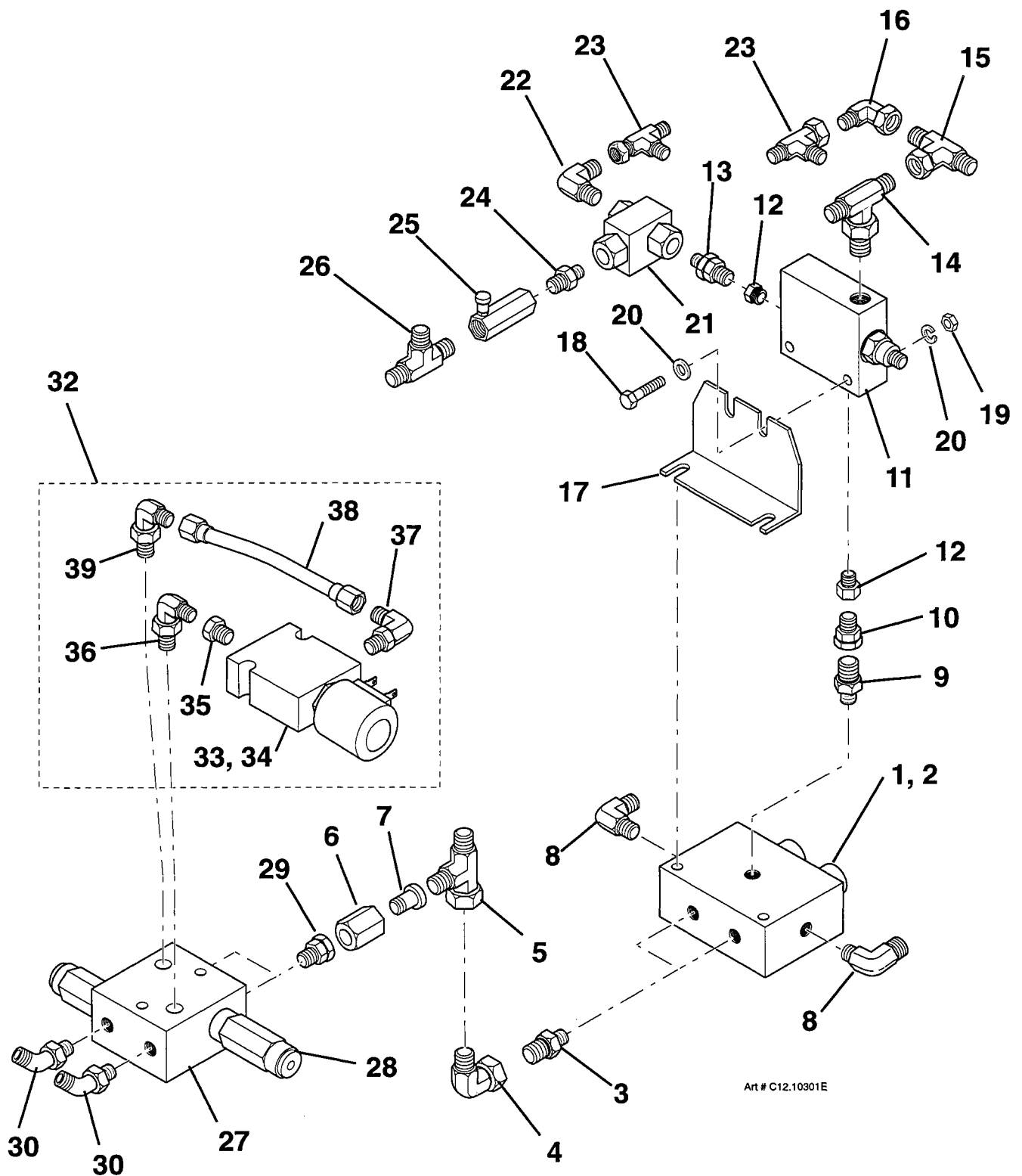
PART  
NO.

PLATE  
NO.

23.09

[illegible]PART  
NO.





TITLE

MOTION CONTROL VALVE ASSEMBLY (PLATE 2 OF 2)

**SIMON AERIALS INC.**

REV. 12 DEC., 1995

PART  
NO.

PLATE  
NO.

23.09

## PARTS LIST

ITEM	PART NO	SEE SECTION	DESCRIPTION	QTY.
1	2025214		MANIFOLD, CONTROL VALVE	1
2	06-040800		ADAPTER, "O"-RING TO 37° (12 F50X-S)	1
3	01-034100		VALVE, CARTRIDGE CHECK (3,000 PSI)	1
4	01-034200		"O"-RING (1.051" I.D.)	1
5	2015109		SPACER, CHECK VALVE (not shown)	1
6	06-041100		ADAPTER, "O"-RING TO 37° (12-16 F50X-S)	1
7	06-095000		PLUG, HOLLOW HEX (6 HP50N)	1
8	06-090600		REDUCER/ EXPANDER (8-6 F50 G5-S)	1
9	06-048500		RUN TEE, MALE "O"-RING (6 R50X-S)	1
10	06-051500		90° ELBOW, SWIVEL NUT (6 C6X-S)	1
11	06-039600		ADAPTER, "O"-RING TO 37° (4-8 F50X-S)	1
12	06-090600		REDUCER/ EXPANDER (8-6 F50 G5-S)	1
13	06-048500		RUN TEE, MALE "O"-RING (6 R50X-S)	1
14	2096568		ROD, THREADED (3/8"-16 x 6-1/4")	6
15	07-040016		NUT, HEX (3/8"-16, Grade 5)	6
16	07-065016		WASHER, HELICAL LOCK (3/8")	6
17	01-031702		"O"-RING (3/4" O.D.)	4
18	01-031703		"O"-RING (1-1/16" O.D.)	4
19	01-061900	23.13	VALVE, DIRECTIONAL (Diverter valve) (Solenoid operated, 4 way, 2 position)	1
20	06-044700		90° ELBOW, STRAIGHT THREAD (6-8 C50X-S)	2
21	06-197700		MALE CONNECTOR, SWIVEL NUT (6 F6X-S)	1
22	01-012300		VALVE, FLOW CONTROL (Needle valve, 1/4" NPT) [.75 to 5.0 GPM (2.8 to 18.9 Liters/ Min)]	1
23	06-012000		RUN TEE, MALE 37° TO NPT (6 RTX-S)	1
24	01-031800	23.12	VALVE, DIRECTIONAL (Low speed valve) (Solenoid operated, 4 way, 3 position, open center)	1
25	06-096200		UNION (8 F50 F50-S)	2
26	01-019000		VALVE, FLOW CONTROL (Needle valve, #8 SAE)	2
27	06-040100		ADAPTER, "O"-RING TO 37° (8 F50X)	2
28	06-095100		PLUG, HOLLOW HEX (8 HP50N)	1
29	06-095000		PLUG, HOLLOW HEX (6 HP50N)	1

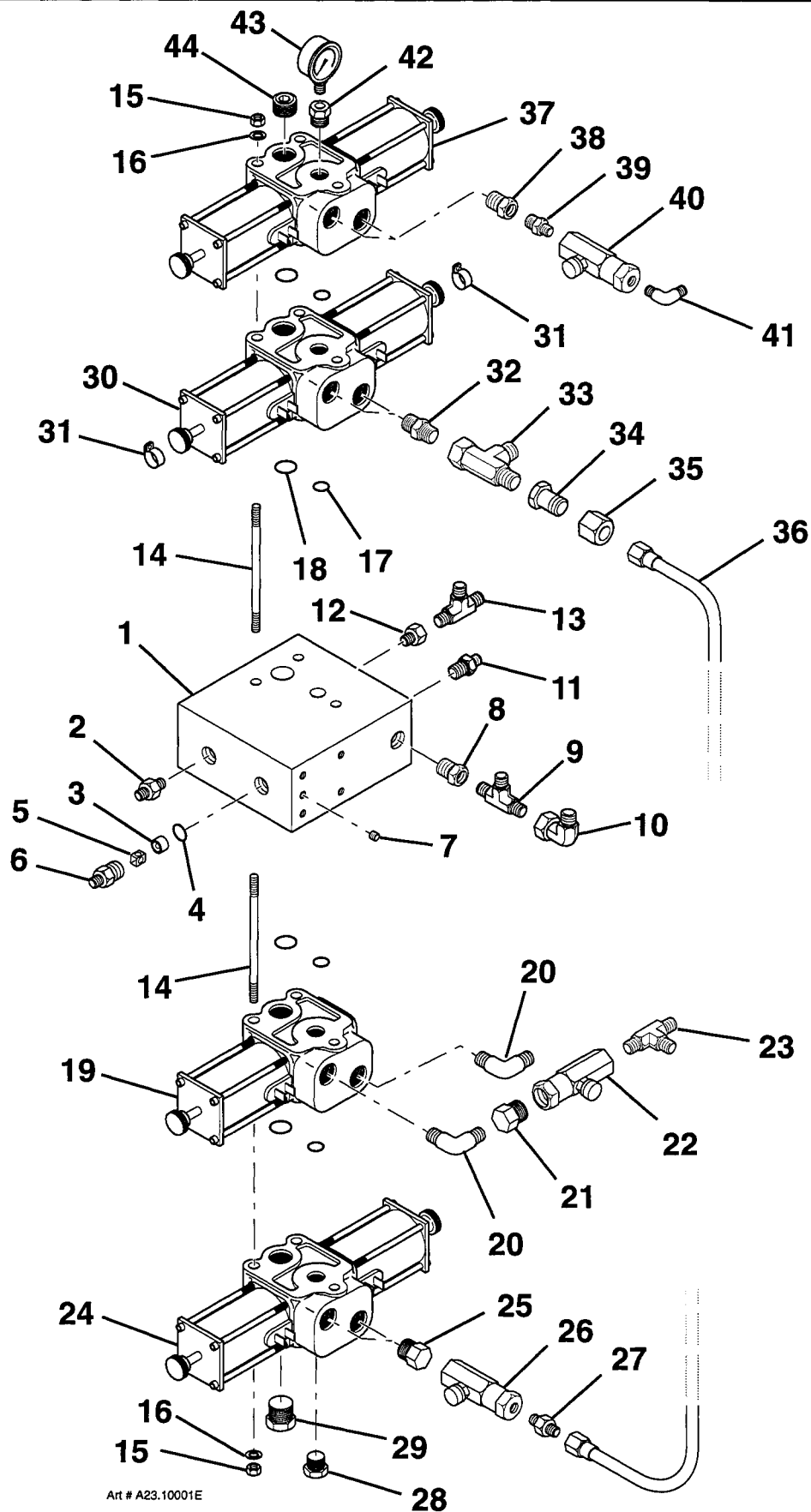
**TITLE** MANIFOLD ASSEMBLY, DRIVE/ STEER, AT-45 (PLATE 1 OF 2)

**PLATE NO.** 23.10

**SIMON AERIALS INC.**

NEW 10 MAR., 1994

**PART NO.** 3535580



Art # A23.10001E

TITLE

MANIFOLD ASSEMBLY, DRIVE/ STEER, AT-45 (PLATE 1 OF 2)

**SIMON AERIALS INC.**

NEW 10 MAR., 1994

PART  
NO.

3535580

PLATE  
NO.

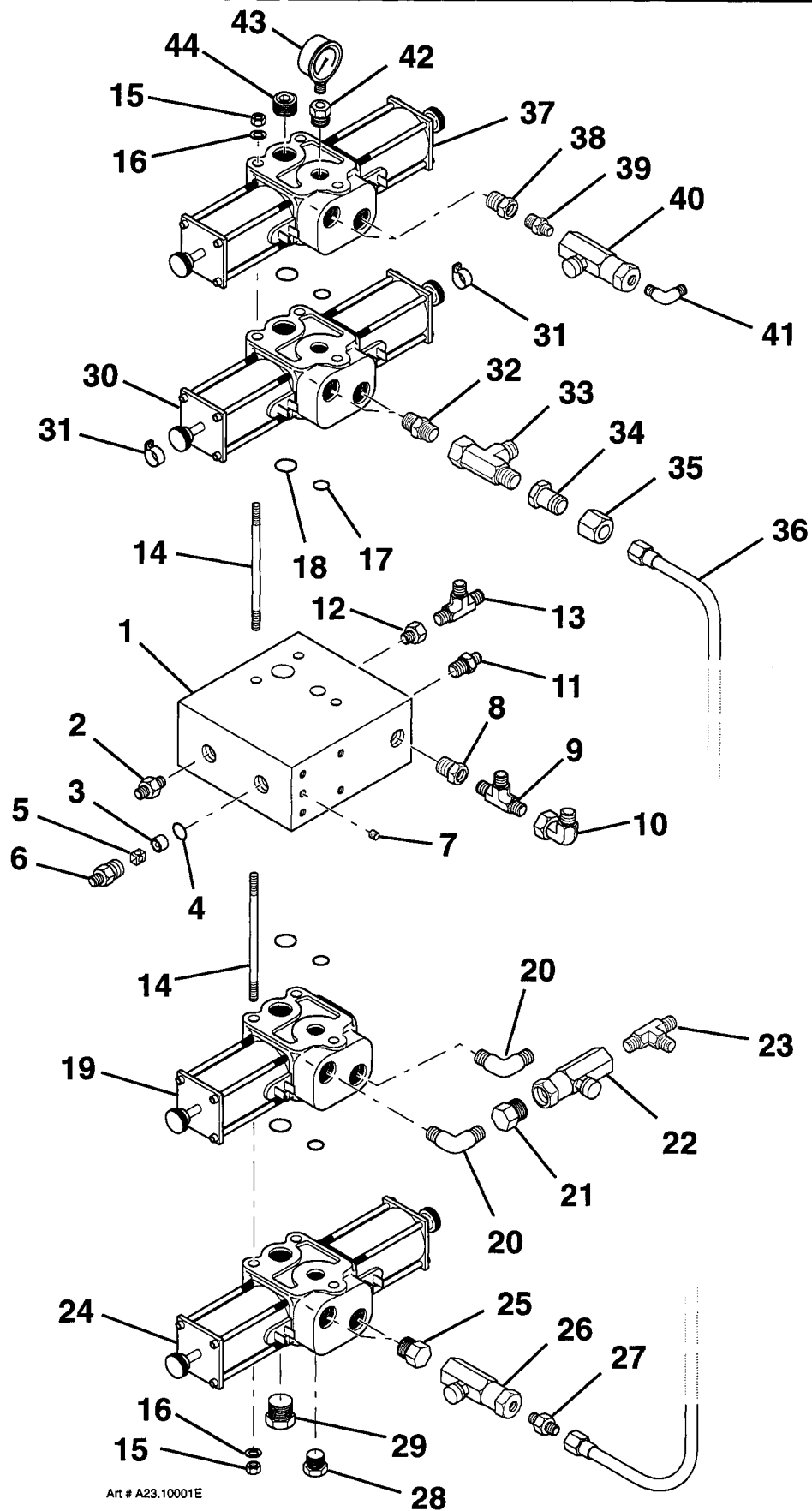
23.10

## PARTS LIST

[illegible]

**TITLE** MANIFOLD ASSEMBLY, DRIVE/ STEER, AT-45 (PLATE 2 OF 2)

PLATE NO. 23.10	<b>SIMON AERIALS INC.</b> NEW 10 MAR., 1994	PART NO. 3535580
--------------------	--	---------------------



TITLE

MANIFOLD ASSEMBLY, DRIVE/ STEER, AT-45 (PLATE 2 OF 2)

**SIMON AERIALS INC.**

NEW 10 MAR., 1994

PART  
NO.

3535580

PLATE  
NO.

23.10



## PARTS LIST

ITEM	PART NO	SEE SECTION	DESCRIPTION	QTY.
1			BODY, VALVE	1
2	01-031707		SPOOL, VALVE	1
3	01-031704		SEAT, SPRING (Hat washer)	2
4	01-031714		SPRING	2
5	01-031725		CONE, FEMALE	2
6	01-031719		PIN, PUSH	2
7	01-031721		PLUNGER	2
8	01-031722		GUIDE, ACTUATOR PIN	2
9	01-031706		PIN, ACTUATOR	2
10	01-031705		KNOB	2
11	01-031718		TUBE, GUIDE	2
12	01-031717		SLEEVE, FLUX (Inner)	2
13	01-031715		SPRING	2
14	01-031716		SLEEVE, FLUX (Outer)	2
15	01-031701		COIL (12 Volt DC)	2
	01-031802		COIL (24 Volt DC)	2
16	01-031713		CASE, SOLENOID	2
17			PLATE, END	2
18	01-031724		SCREW, FILLISTER HEAD (#10-24 x 3-7/8")	8
19			NAMEPLATE	1
20	01-031712		SEAL KIT	1
			<b>Note:</b> Items in kit identified by asterisk (*).	
21	01-031703		RING, QUAD (1-1/16" O.D.)	1
22	01-031710		O-RING *	4
23	01-031709		O-RING	2
24	01-031702		RING, QUAD (3/4" O.D.)	1
25	01-031711		O-RING	2

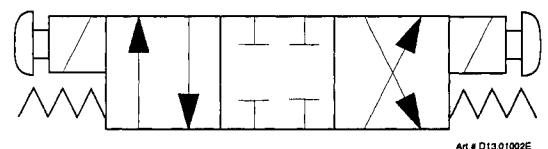
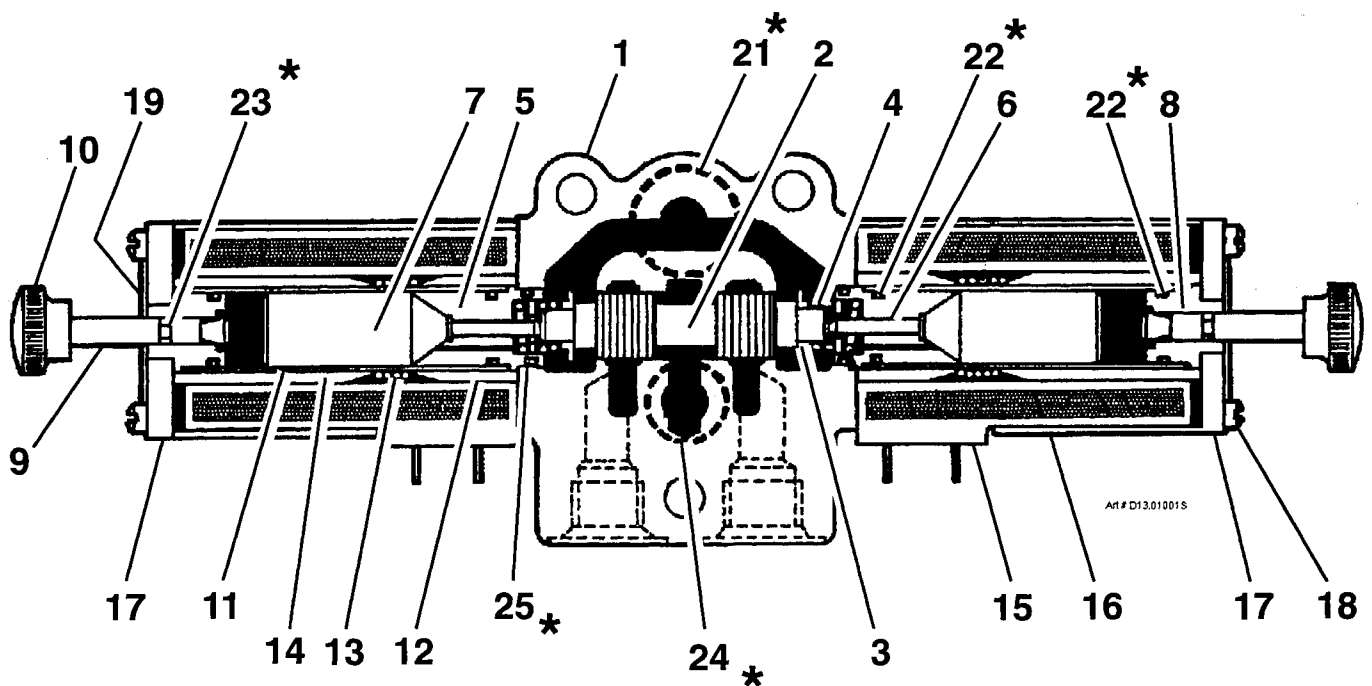
**TITLE** 4-WAY, 3 POSITION SOLENOID VALVE, CLOSED CENTER SPOOL

**PLATE NO.** 23.11

**SIMON AERIALS INC.**

NEW 11 MAR., 1994

**PART NO.** 01-031700



Art # D13.01002E

TITLE 4-WAY, 3 POSITION SOLENOID VALVE, CLOSED CENTER SPOOL

**SIMON AERIALS INC.**

NEW 11 MAR., 1994

PART  
NO.

01-031700

PLATE  
NO.

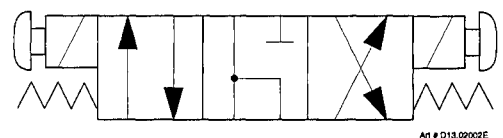
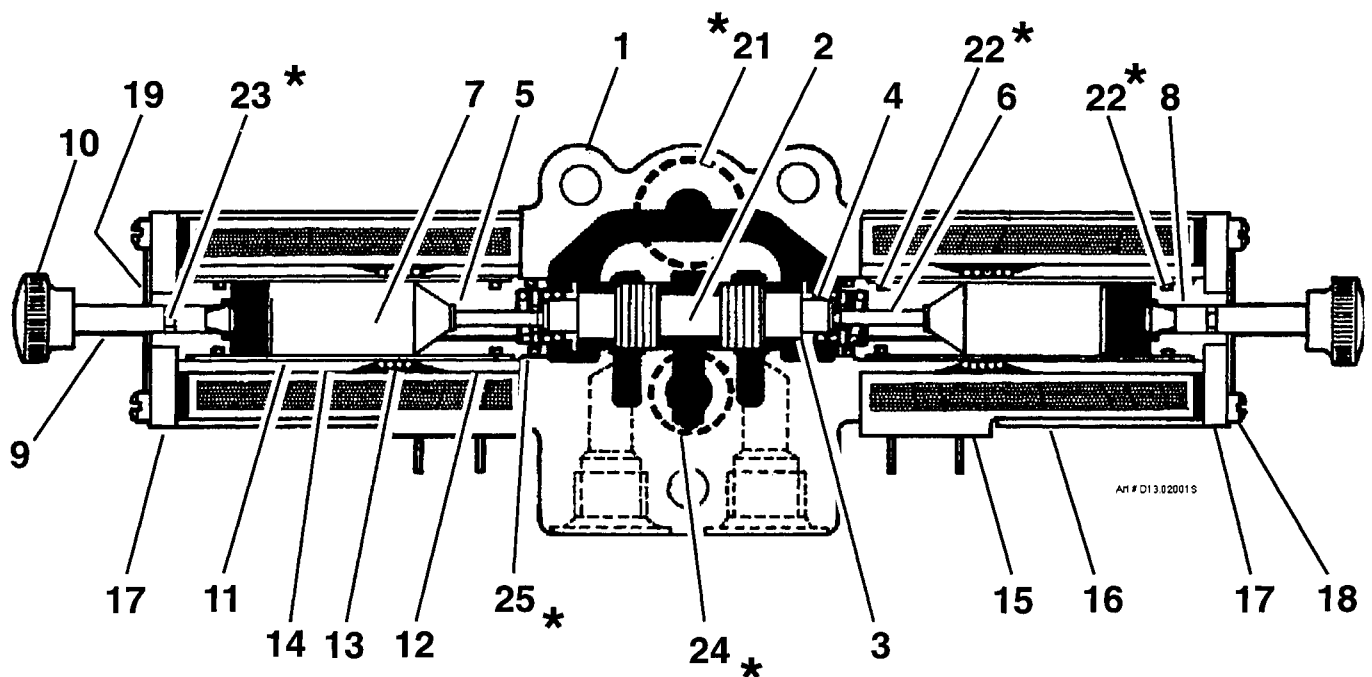
23.11

## PARTS LIST

ITEM	PART NO	SEE SECTION	DESCRIPTION	QTY.
1			BODY, VALVE	1
2	01-031801		SPOOL, VALVE	1
3	01-031704		SEAT, SPRING (Hat washer)	2
4	01-031714		SPRING	2
5	01-031725		CONE, FEMALE	2
6	01-031719		PIN, PUSH	2
7	01-031721		PLUNGER	2
8	01-031722		GUIDE, ACTUATOR PIN	2
9	01-031706		PIN, ACTUATOR	2
10	01-031705		KNOB	2
11	01-031718		TUBE, GUIDE	2
12	01-031717		SLEEVE, FLUX (Inner)	2
13	01-031715		SPRING	2
14	01-031716		SLEEVE, FLUX (Outer)	2
15	01-031701		COIL (12 Volt DC)	2
	01-031802		COIL (24 Volt DC)	2
16	01-031713		CASE, SOLENOID	2
17			PLATE, END	2
18	01-031724		SCREW, FILLISTER HEAD (#10-24 x 3-7/8")	8
19			NAMEPLATE	1
20	01-031712		SEAL KIT	1
			<b>Note:</b> Items in kit identified by asterisk (*).	
21	01-031703		RING, QUAD (1-1/16" O.D.)	1
22	01-031710		O-RING	4
23	01-031709		O-RING	2
24	01-031702		RING, QUAD (3/4" O.D.)	1
25	01-031711		O-RING	2

**TITLE** 4-WAY, 3 POSITION SOLENOID VALVE, OPEN CENTER (MOTORING) SPOOL

**PLATE NO.** 23.12 **SIMON AERIALS INC.** NEW 11 MAR., 1994 **PART NO.** 01-031800



**TITLE** 4-WAY, 3 POSITION SOLENOID VALVE, OPEN CENTER (MOTORING) SPOOL

**SIMON AERIALS INC.**

NEW 11 MAR., 1994

**PART NO.**

01-031800

**PLATE NO.**

23.12

# PARTS LIST

ITEM	PART NO	SEE SECTION	DESCRIPTION	QTY.
1			BODY, VALVE	1
2			SPOOL, VALVE	1
3	01-031714		SPRING	1
4	01-031725		CONE, FEMALE	1
5	01-031719		PIN, PUSH	1
6	01-031721		PLUNGER	1
7	01-031722		GUIDE, ACTUATOR PIN	1
8	01-031706		PIN, ACTUATOR	1
9	01-031705		KNOB	1
10	01-031718		TUBE, GUIDE	1
11	01-031717		SLEEVE, FLUX (Inner)	1
12	01-031715		SPRING	1
13	01-031716		SLEEVE, FLUX (Outer)	1
14	01-031701		COIL (12 Volt DC)	1
	01-031802		COIL (24 Volt DC)	1
15	01-031713		CASE, SOLENOID	1
16			PLATE, END	1
17	01-031724		SCREW, FILLISTER HEAD (#10-24 x 3-7/8")	4
18			PLATE, END	1
19			SCREW, FILLISTER HEAD (#10-24 x 5/8")	4
20			NAMEPLATE	1
21	01-031712		SEAL KIT	1
			<b>Note:</b> Items in kit identified by asterisk (*).	
22	01-031703		RING, QUAD (1-1/16" O.D.)	1
23	01-031710		O-RING (only two required this application)	4
24	01-031709		O-RING (only one required this application)	2
25	01-031702		RING, QUAD (3/4" O.D.)	1
26	01-031711		O-RING (only one required this application)	2

TITLE

4-WAY, 2 POSITION SOLENOID VALVE

PLATE  
NO.

23.13

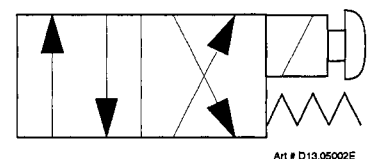
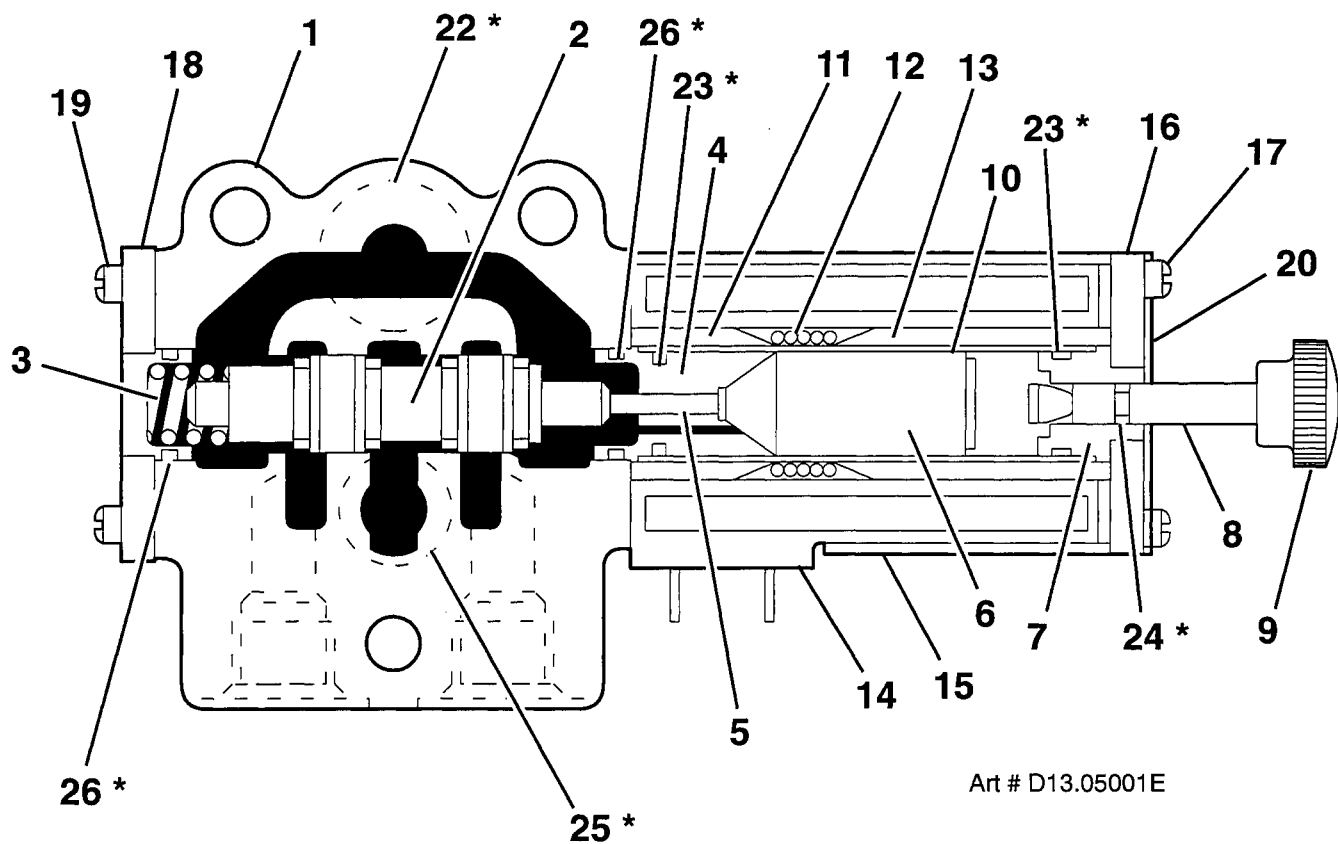
**SIMON AERIALS INC.**

NEW 11 MAR., 1994

PART  
NO.

01-061900





TITLE

4-WAY, 2 POSITION SOLENOID VALVE

**SIMON AERIALS INC.**

NEW 11 MAR., 1994

PART  
NO.

01-061900

PLATE  
NO.

23.13

## PARTS LIST

ITEM	PART NO	SEE SECTION	DESCRIPTION	QTY.
1	2321080		TANK WELDMENT, HYDRAULIC [Capacity 40 gallons (151 liters)]	1
2	10-001800		CAP, HYDRAULIC TANK FILLER	1
3	2144600		STRAINER ASSEMBLY	1
4	2142090		COVER, HYDRAULIC TANK CLEANOUT	1
5	01-087600		"O"-RING, COVER	1
6	07-003085		CAP SCREW, HEX HEAD (1/2"-13 x 1", Grade 5)	1
7	01-087700		WASHER, FLAT (with "O"-ring seal)	1
8	10-033800		GAUGE, SIGHT [14" (35.6 cm) long]	1
9	06-003800		90° ELBOW, MALE 37° TO NPT (6 CTX-S)	1
10	06-079000		CONNECTOR, SWIVEL NUT (6 F65X-S)	1
11	01-020800		VALVE, POPPET CHECK [3 PSI (.207 Bar) (.211 Kg/ cm <sup>2</sup> )]	1
12	06-044600		90° ELBOW, STRAIGHT THREAD (6 C50X-S)	1
13	06-076900		REDUCER/ EXPANDER, LONG (1/4 FF-S)	2
14	01-020800		VALVE, BALL (Shutoff valve) (1/4" NPT)	2
15	06-197800		MALE BRANCH TEE (6 STX-S)	2
16	06-051500		90° ELBOW, SWIVEL NUT (6 C6X-S)	1
17	11-075600		PLUG, SQUARE HEAD (1" NPT)	1
18	11-062000		BUSHING, REDUCER (1" NPT to 3/4" NPT)	1
19	11-020018		NIPPLE, PIPE (3/4" NPT x 1-3/8" long)	2
20	01-020600		VALVE, BALL (Shutoff valve) (3/4" NPT)	2
21	06-004900		90° ELBOW, MALE 37° TO NPT (12 CTX-S)	2
22	06-054800		RUN TEE, 37° FEMALE SWIVEL NUT (12 R6X-S)	1
23	06-053300		45° ELBOW, SWIVEL NUT (12 V6X-S)	1
24	11-071500		NIPPLE, PIPE (1-1/2" NPT x 1-3/4" long, close)	1
25	01-063000		VALVE, BALL (Shutoff valve) (1-1/2" NPT)	1
26	11-050023		ELBOW, STREET (1-1/2" NPT)	1
27	06-191500		CONNECTOR, HOSE (Beaded insert) (1-1/2" NPT, 1-1/2" I.D. hose, 1-1/2" long)	1
28	11-062100		BUSHING, REDUCER (2" NPT to 1/2" NPT)	1
29	01-015800		DRAIN COCK (Brass, 1/2" NPT)	1

TITLE

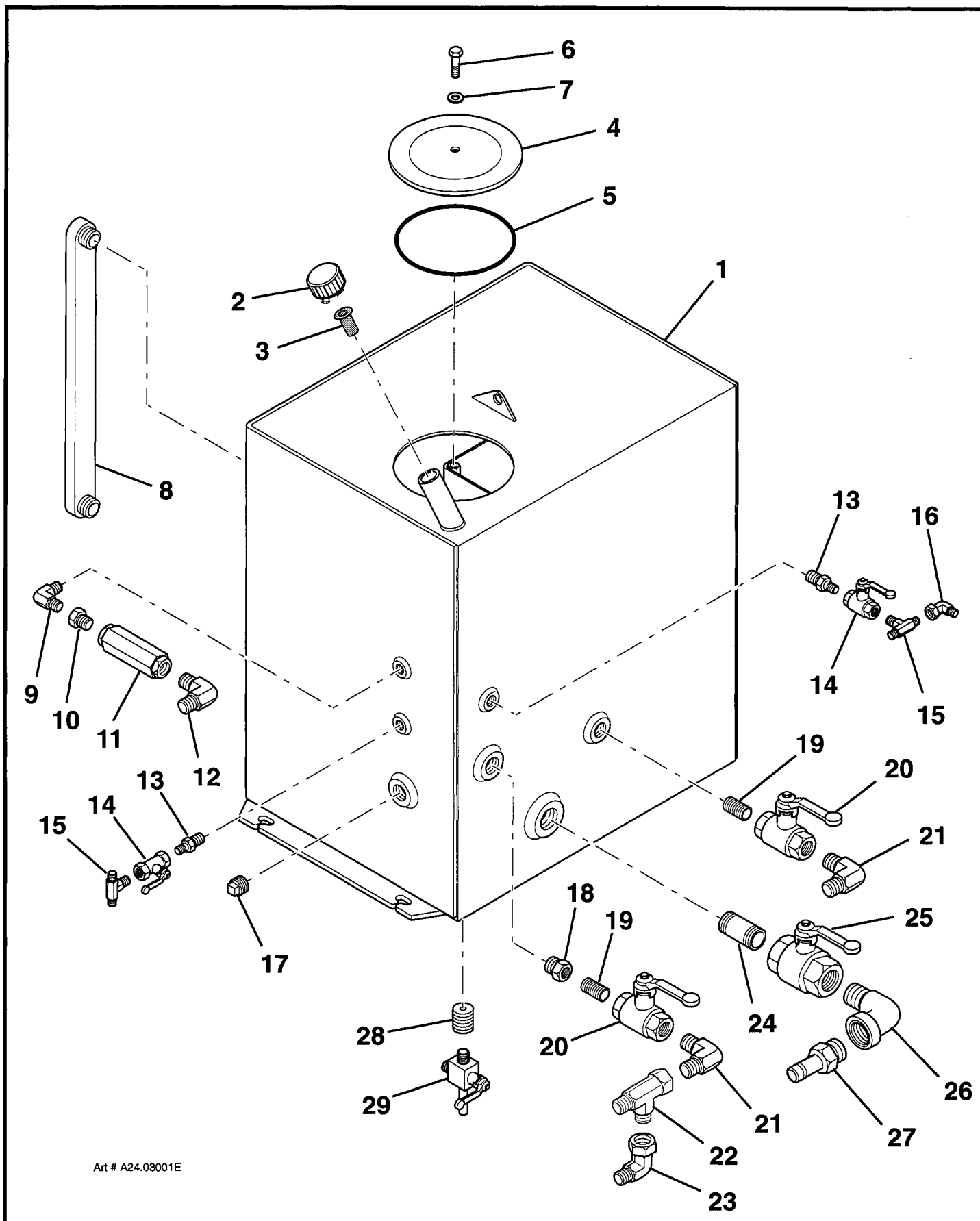
HYDRAULIC TANK ASSEMBLY, AT-45

PLATE  
NO. 24.03

**SIMON AERIALS INC.**

NEW 09 MAR., 1994

PART  
NO. 3536280



TITLE

HYDRAULIC TANK ASSEMBLY, AT-45

**SIMON AERIALS INC.**

NEW 09 MAR., 1994

PART  
NO.

3536280

PLATE  
NO.

24.03

## PARTS LIST

ITEM	PART NO	SEE SECTION	DESCRIPTION	QTY.
1	2318040		TANK WELDMENT, FUEL [35 Gal. (132 L) capacity]	1
2	10-001900		CAP, FUEL (Vented)	1
3	10-033800		GAUGE, SIGHT (14")	1
4	06-082500		90° ELBOW, MALE PIPE THREAD (1/4 CR-S)	1
5	01-032800		VALVE, SHUT OFF (1/4" NPT)	1
6	11-050403		FITTING, HOSE (Brass, barbed, 5/16" I.D. hose, 1/4" male NPT thread)	1
7	06-079800		HOLLOW HEX PLUG, PIPE THREAD (4 HHP-S) (for return port, with <b>Gas</b> or <b>Dual Fuel</b> engine)	1
8	06-080200		90° STREET ELBOW (4 CD-S) (for return port, with <b>Diesel</b> engine)	1
9	11-050200		BUSHING, REDUCER (NPT, 1/4" Male to 1/8" Female) (for return port, with <b>Diesel</b> engine)	1
10	11-050405		FITTING, HOSE (Brass, barbed, 1/8" I.D. hose, 1/8" male NPT thread) (for return port, with <b>Diesel</b> engine)	1
11	03-493700		SWITCH, LIMIT (Side rotary, with one normally open, and one normally closed contact)	1
12	03-494100		ARM, LIMIT SWITCH (includes 6" nylon loop, which must be removed and replaced with rod, below.)	1
13	2010906		ARM, LIMIT SWITCH (Stainless steel rod)	1
14	03-085700		CABLE, ELECTRICAL (SJO, 4 conductor, #16 AWG) [Bulk item, 10 Ft (3.05 M) required this application]	A.R.
15	03-041000		GRIP, CORD (1/2", with 3/8" to 7/16" seal)	1
16	07-008356		CAP SCREW, SOCKET HEAD (#10-24 x 1-3/4", Grade 8)	2
17	07-062011		WASHER, FLAT (#10)	2
18	07-050011		NUT, STOP (#10-24, Grade 2)	2

TITLE

FUEL TANK ASSEMBLY, AT-45

PLATE  
NO.

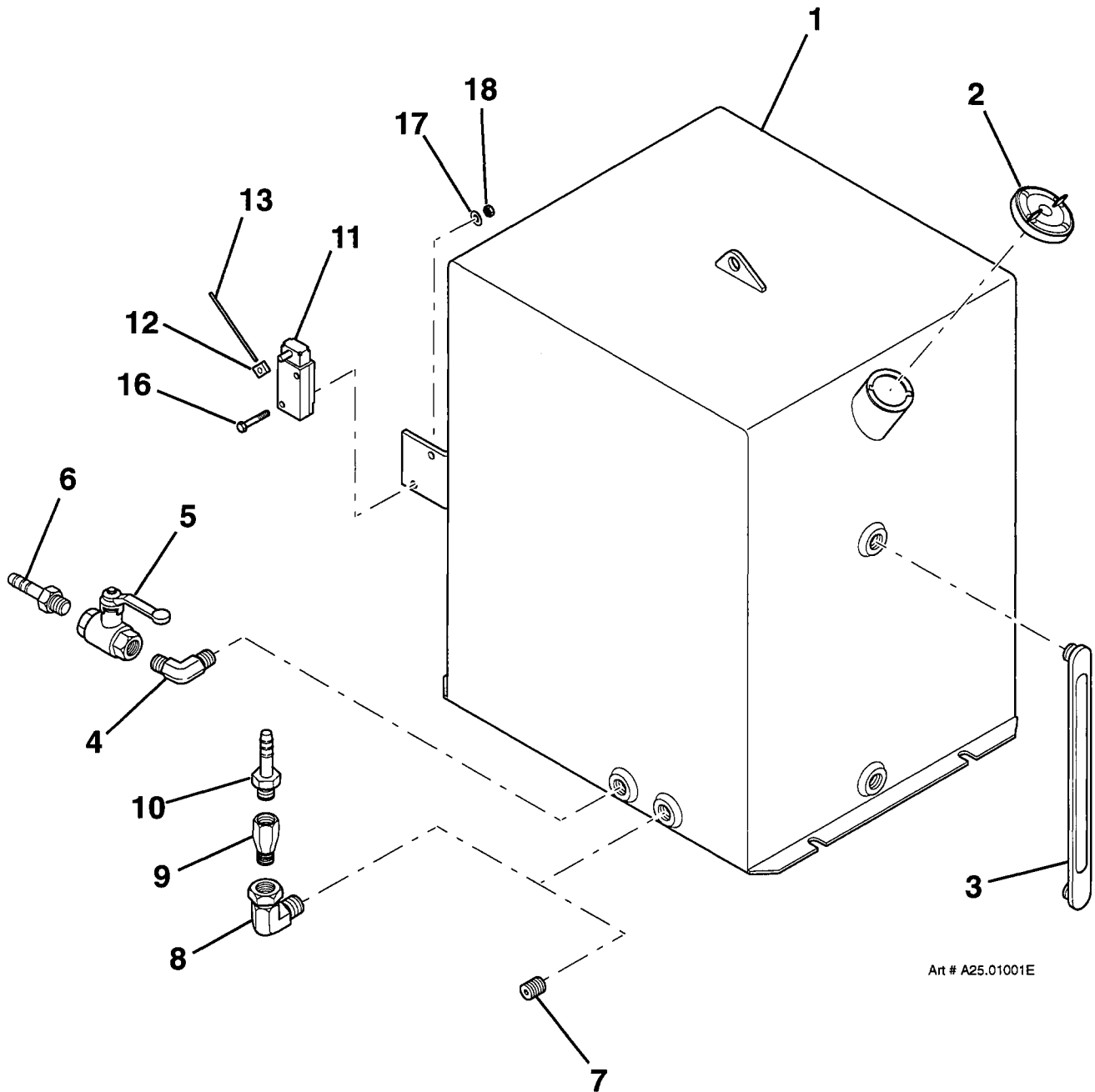
25.01

**SIMON AERIALS INC.**

NEW 09 MAR., 1994

PART  
NO.

3536290



Art # A25.01001E

TITLE

FUEL TANK ASSEMBLY, AT-45

**SIMON AERIALS INC.**

NEW 09 MAR., 1994

PART NO. 3536290

PLATE NO. 25.01

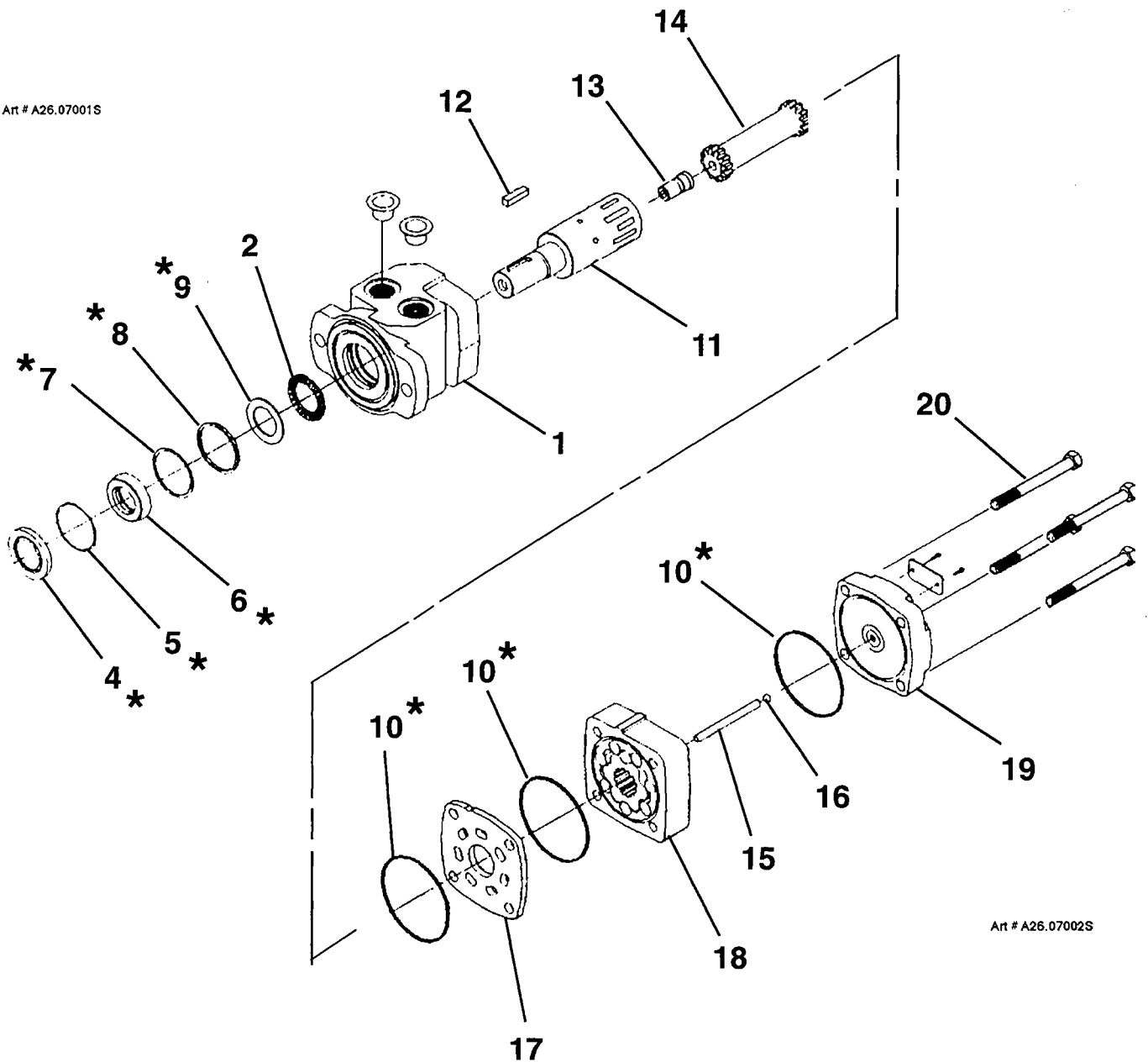


[illegible]

## SWING MOTOR

01-210200

Art # A26.07001S



Art # A26.07002S

TITLE

SWING MOTOR

**SIMON AERIALS INC.**

NEW 06 OCT., 1992

PART  
NO.

01-210200

PLATE  
NO.

26.07

# PARTS LIST

ITEM	PART NO	SEE SECTION	DESCRIPTION	QTY.
1	01-227800		MOTOR ASSEMBLY (Motor I.D. tag reads "DT 460318-0-T")	
2	01-214501		SEAL KIT, MOTOR	1
3			HOUSING	1
4			CARRIER, INNER BEARING	1
5			BEARING, BALL	2
6			RING, RETAINING	1
7			SPACER	1
8			RING, RETAINING	1
9			HUB, WHEEL (includes studs)	1
10	01-214502		STUD, WHEEL (1/2"-20)	6
11			CAP SCREW, SOCKET HEAD	4
12			CAP, HUB END (with grease fitting)	1
13			CAP SCREW, HEX HEAD	6
14			COLLAR, SPLINED	1
15			SHAFT	1
16			"O"-RING	1
17			RING, BACKUP	1
18			RING, SEAL	1
19			BEARING, THRUST	1
20			WASHER, THRUST	1
21			SEAL, SHAFT	1
22			SEAL, BACKUP	1
23			SHIM, BACKUP	1
24			CARRIER, SHAFT SEAL	1
25			BEARING, ROLLER	1
26			LINK, DRIVE	1
27			PLATE, BALANCE	1
28			SEAL, BODY	4
29			ROTOR SET ASSEMBLY	1
30			MANIFOLD	1
31			BOOT, MANIFOLD	1
32			RING	1
33			SEAL, COMMUTATOR	1
34			SHIM, METAL	1
35			COVER, END	1
36			SPACER, COMMUTATOR	1
37			"O"-RING	1
38			RING, BACKUP	1
39			PIN	1
40			SPRING	1
41			BOLT SET (includes 7 bolts)	1
42	07-099800		NUT, LUG (1/2"-20)	6

TITLE

WHEEL MOTOR ASSEMBLY (FRONT)

PLATE  
NO. 26.08

**SIMON AERIALS INC.**

NEW 17 MAR., 1994

PART  
NO. 01-227800

**THE ILLUSTRATION FOR  
THIS MOTOR IS NOT  
AVAILABLE AT THIS TIME.**

**TITLE**

**WHEEL MOTOR ASSEMBLY (FRONT)**

**SIMON AERIALS INC.**

NEW 17 MAR., 1994

**PART  
NO.**

**01-227800**

**PLATE  
NO.**

**26.08**

## PARTS LIST

ITEM	PART NO	SEE SECTION	DESCRIPTION	QTY.
	01-217000		MOTOR ASSEMBLY (Motor identification tag reads "RE 14080500")	
1			HOUSING	1
2			BEARING, ROLLER	1
3			BEARING, THRUST	2
4	01-205401		SEAL KIT	1
5			SEAL, CARRIER	1
6			WASHER, THRUST	1
7	01-201601		SEAL KIT	1
8			SEAL, HOUSING (high pressure)	1
9			RING, BACKUP	1
10			SEAL, SHAFT	1
11			SEAL, BACKUP	1
12			SHIM, BACKUP	1
13			RING, SNAP	1
14			SEAL, DUST	1
15			SEAL, BODY	3
16			SEAL, BODY	1
17			SHAFT	1
18			BEARING, ROLLER	1
19			LINK, DRIVE	1
20			SPACER, DRIVE LINK	1
21	01-205418		MANIFOLD	1
22	01-205412		BOOT, MANIFOLD	1
23			ROTOR SET ASSEMBLY	1
24	01-205413		PLATE, BALANCE (includes ball checks)	1
25	01-205414		CHECK, BALL (3/16")	4
26			COVER, END	1
27			PLATE, MOTOR IDENTIFICATION (with screws)	1
28	01-205420		BOLT SET (includes 7 bolts)	1

**TITLE** WHEEL MOTOR ASSEMBLY (REAR)

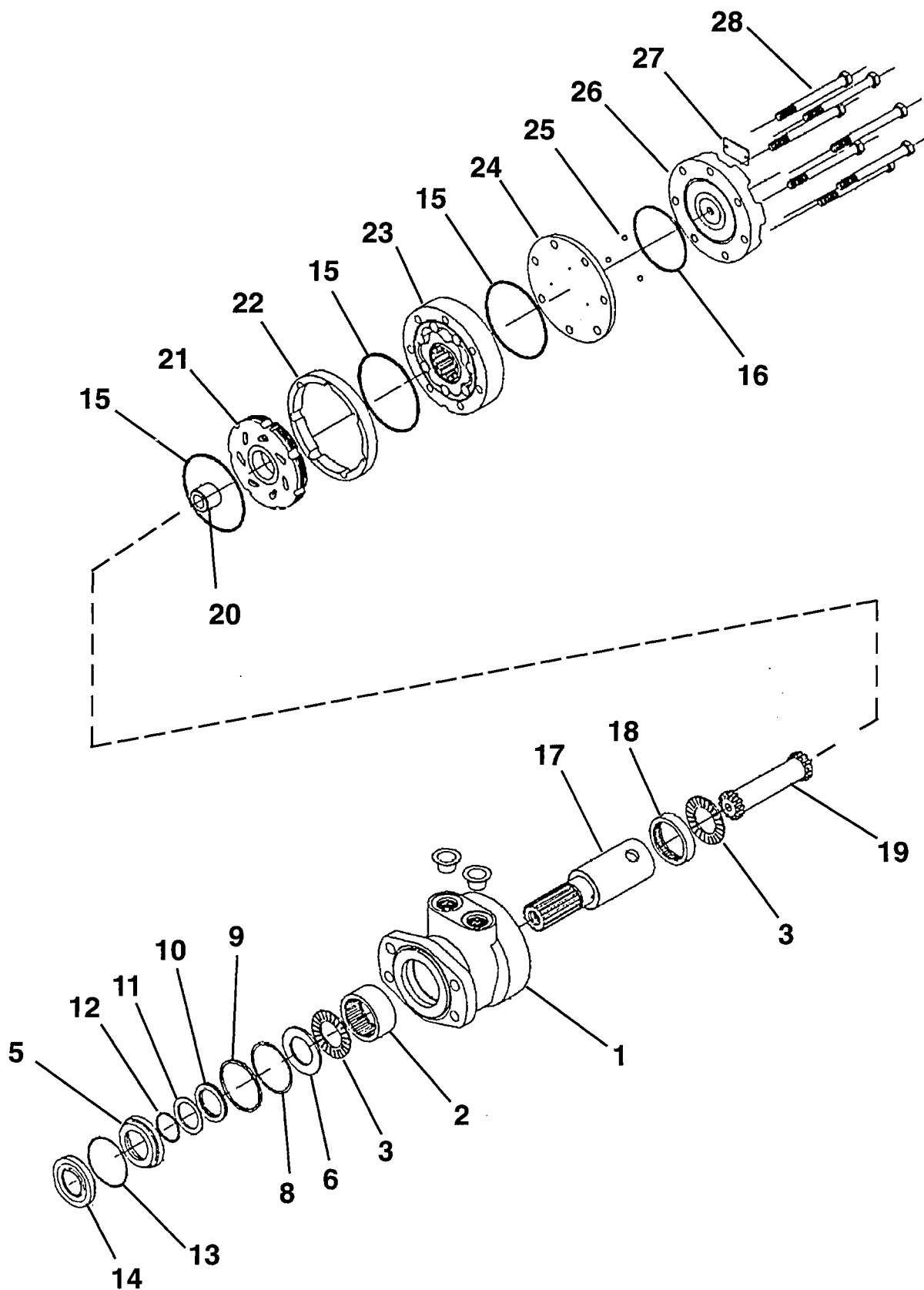
**PLATE NO.** 26.09

**SIMON AERIALS INC.**

NEW 11 MAR., 1994

**PART NO.** 01-217000





TITLE

WHEEL MOTOR ASSEMBLY (REAR)

**SIMON AERIALS INC.**

NEW 11 MAR., 1994

PART  
NO.

01-217000

PLATE  
NO.

26.09

## PARTS LIST

ITEM	PART NO	SEE SECTION	DESCRIPTION	QTY.
1	08-069000		SWING REDUCER ASSEMBLY	
2	08-069003		HOUSING, SWING REDUCER	1
3	08-068710		SHAFT, WORM	1
4	08-068705		CONE AND ROLLER, BEARING	2
5	08-068706		CUP, BEARING	2
6	08-068703		SEAL	2
7	08-068704		RING, SNAP (Input bearing)	1
8	08-068709		RETAINER, OUTPUT BEARING	1
9	08-068719		SEAL, OUTPUT BEARING	1
10	08-068702		"O"-RING	1
11	08-068716		SHIM (.005" [.127 mm] thick)	2
	08-068717		SHIM (.015" [.381 mm] thick)	2
	08-068718		SHIM (.030" [.762 mm] thick)	2
12	08-068715		CAP SCREW, FERRY (1/2"-13 x 1-1/4")	4
13	08-069001		BEARING, ROTATION	1
14	08-069002		PLATE, SUPERSTRUCTURE MOUNTING	1
15	08-069004		CAP SCREW, FERRY (7/16"-14 x 3-1/2")	9
16	08-068714		CAP SCREW, SOCKET HEAD (3/8"-16 x 1-1/4")	4
17	02-023502		GASKET, HYDRAULIC MOTOR (1/32" [.794 mm] thick)	1
18	08-068720		PIN, DOWEL	2
			The following items <b>are not</b> part of Swing Reducer Assembly 08-069000:	
19	01-210200	26.07	MOTOR, HYDRAULIC (10 c.i. [164 c.c.])	1
20	07-003087		CAP SCREW, HEX HEAD (1/2"-13 x 1-1/2", Grade 5)	2
21	07-062018		WASHER, FLAT (1/2" SAE)	2
22	07-065018		WASHER, HELICAL LOCK (1/2")	2
23	10-126400		LUBRICANT, OPEN GEAR (Caulk tube)	
			(for use on swing gear teeth)	A.R

TITLE

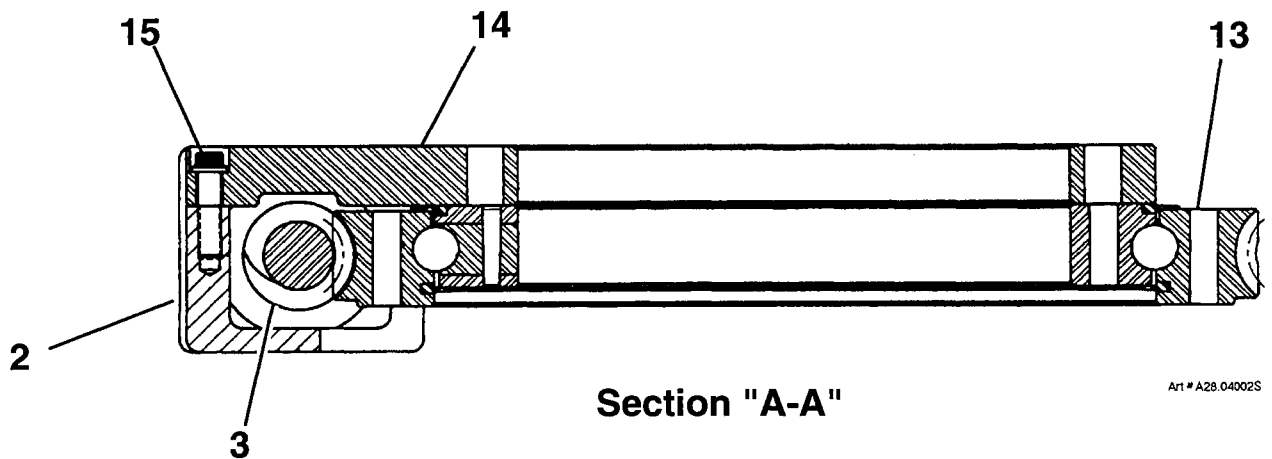
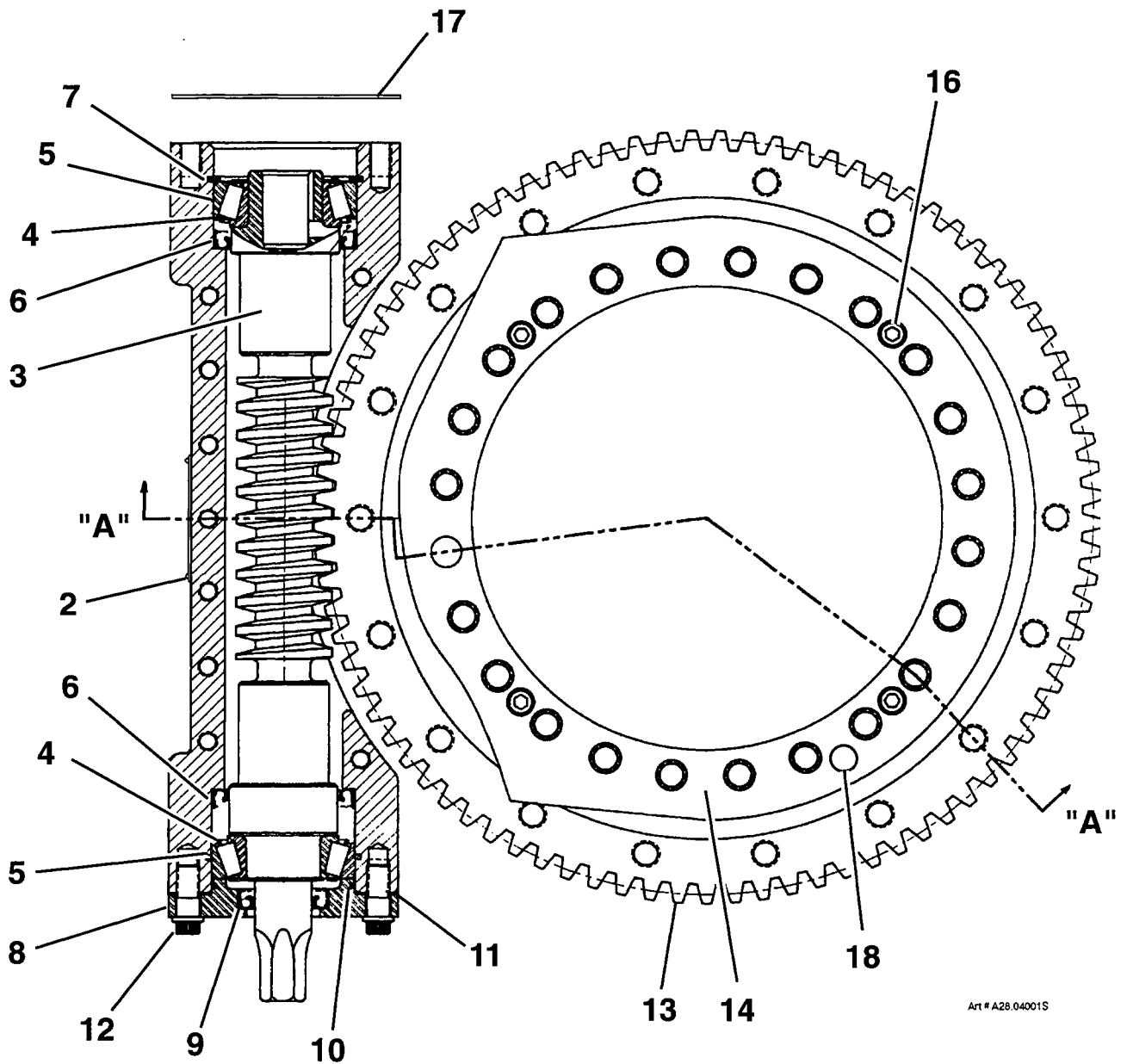
SWING REDUCER ASSEMBLY

PLATE NO. 28.06

**SIMON AERIALS INC.**

REV. 24 MAR., 1995

PART NO. 08-069000



Section "A-A"

TITLE

SWING REDUCER ASSEMBLY

**SIMON AERIALS INC.**

REV. 24 MAR., 1995

PART  
NO.

08-069000

PLATE  
NO.

28.06

# PARTS LIST

ITEM	PART NO	SEE SECTION	DESCRIPTION	QTY.
1	01-230800		VALVE, FLOW CONTROL (1 tooth)	1
2	231 5530		BODY, FLOW CONTROL VALVE	1
3	231 5540		SPOOL, FLOW CONTROL VALVE	1
4	01-000901		SEAL KIT, FLOW CONTROL VALVE	1
5	01-000902		"O"-RING (12 mm)	1
6	01-000904		RING, BACKUP (12 mm)	1
7	01-000903		"O"-RING (10 mm)	1
8	01-000905		RING, BACKUP (10 mm)	1
9	231 5560		SPRING	1
10	231 5550		BUSHING, SPRING RETAINER	2
11	07-050014		NUT, LOCK (1/4"-20, Grade 5)	1
12	231 5520		CAP, VALVE BODY	1
13	07-008354		CAP SCREW, HEX SOCKET HEAD (#10-24 x 1-1/4", Grade 8)	2
14	232 3270		ARM, ROCKER	1
15	07-023059		SET SCREW, SOCKET HEAD (3/8"-16 x 3/8", Grade 5)	1
16	08-010200		LINK KIT, CONNECTING	1
17	232 3250		BRACKET, VALVE (right) (single switch side)	1
18	232 3260		BRACKET, VALVE (left) (double switch side)	1
19	212 1800		BUSHING, FLANGED	2
20	212 1740		SHAFT, CAM	1
21	232 3420		CAM, SWITCH (single)	1
22	212 1770		CAM, SWITCH (double)	1
23	07-008352		CAP SCREW, HEX SOCKET HEAD (#10-24 x 3/4", Grade 8)	2
24	07-003028		CAP SCREW, HEX HEAD (5/16"-18 x 1-3/4", Grade 5)	3
25	232 9450		SPACER	1
26	07-062015		WASHER, FLAT (5/16")	3
27	07-050015		NUT, STOP (5/16"-18, Grade 5)	3
28	03-065000		MICRO SWITCH (includes roller lever actuator)	3
29	03-026500		ACTUATOR, BOLT ON (Roller lever)	1
30	07-013383		MACHINE SCREW, ROUND HEAD (#4-40 x 3/4", Grade 2)	2
31	07-013386		MACHINE SCREW, ROUND HEAD (#4-40 x 1-1/8", Grade 2)	2
32	07-065003		WASHER, HELICAL LOCK (#4)	4
33	07-062003		WASHER, FLAT (#4)	4
			The following items are not part of the Drive Control Valve Assembly:	
34	3530010	29.09	HANDLE ASSEMBLY, DRIVE CONTROL	1
35	07-040016		NUT, HEX (3/8"-16, Grade 5)	1
36	06-044300		90° ELBOW, "O"-RING TO 37° (4 C5OX-S)	2

TITLE

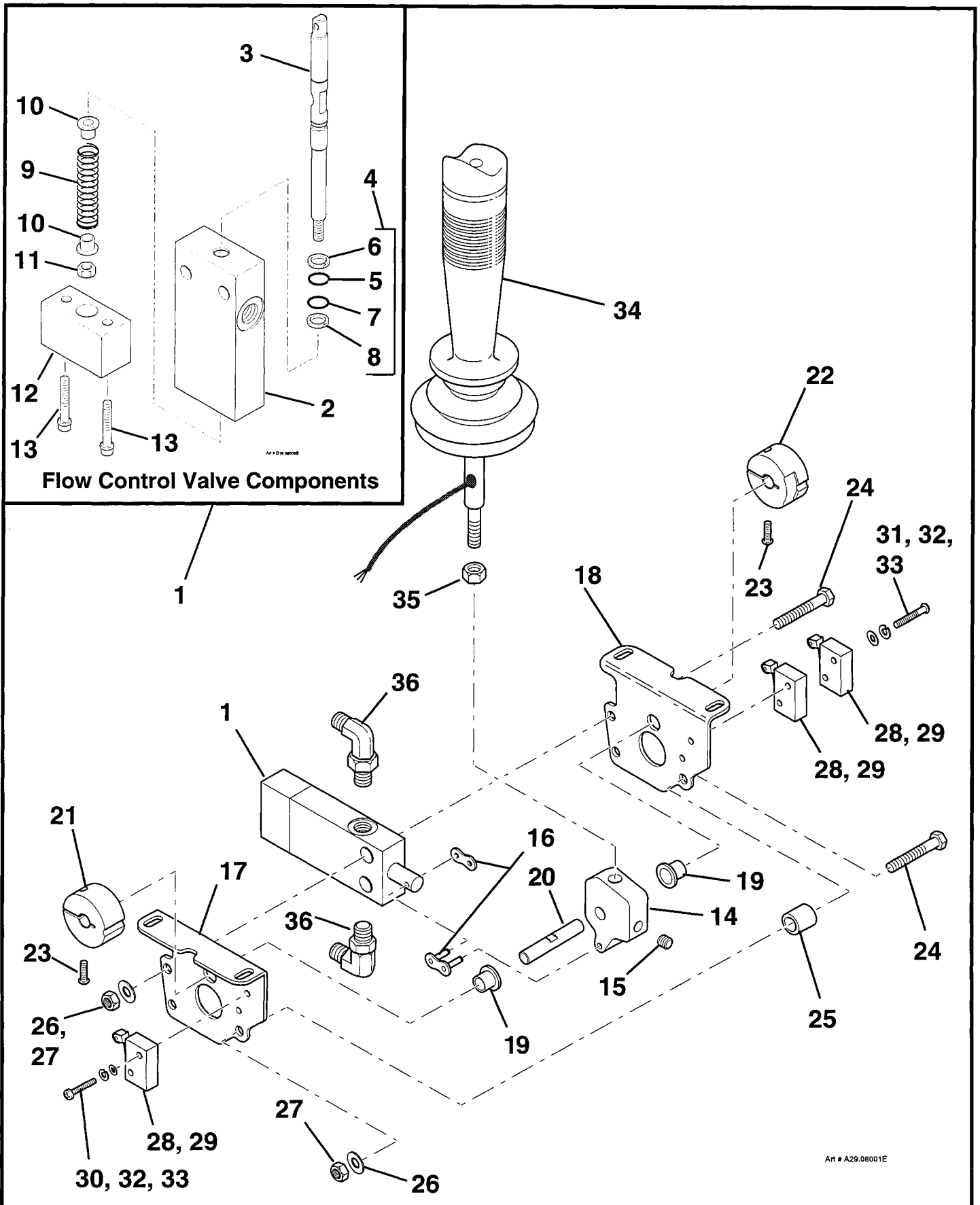
DRIVE/ STEER CONTROL VALVE ASSEMBLY

PLATE NO. 29.08

**SIMON AERIALS INC.**

REV. 16 JAN., 1996

PART NO. 353 6690



TITLE

DRIVE/ STEER CONTROL VALVE ASSEMBLY

**SIMON AERIALS INC.**

REV. 16 JAN., 1996

PART  
NO.

353 6690

PLATE  
NO.

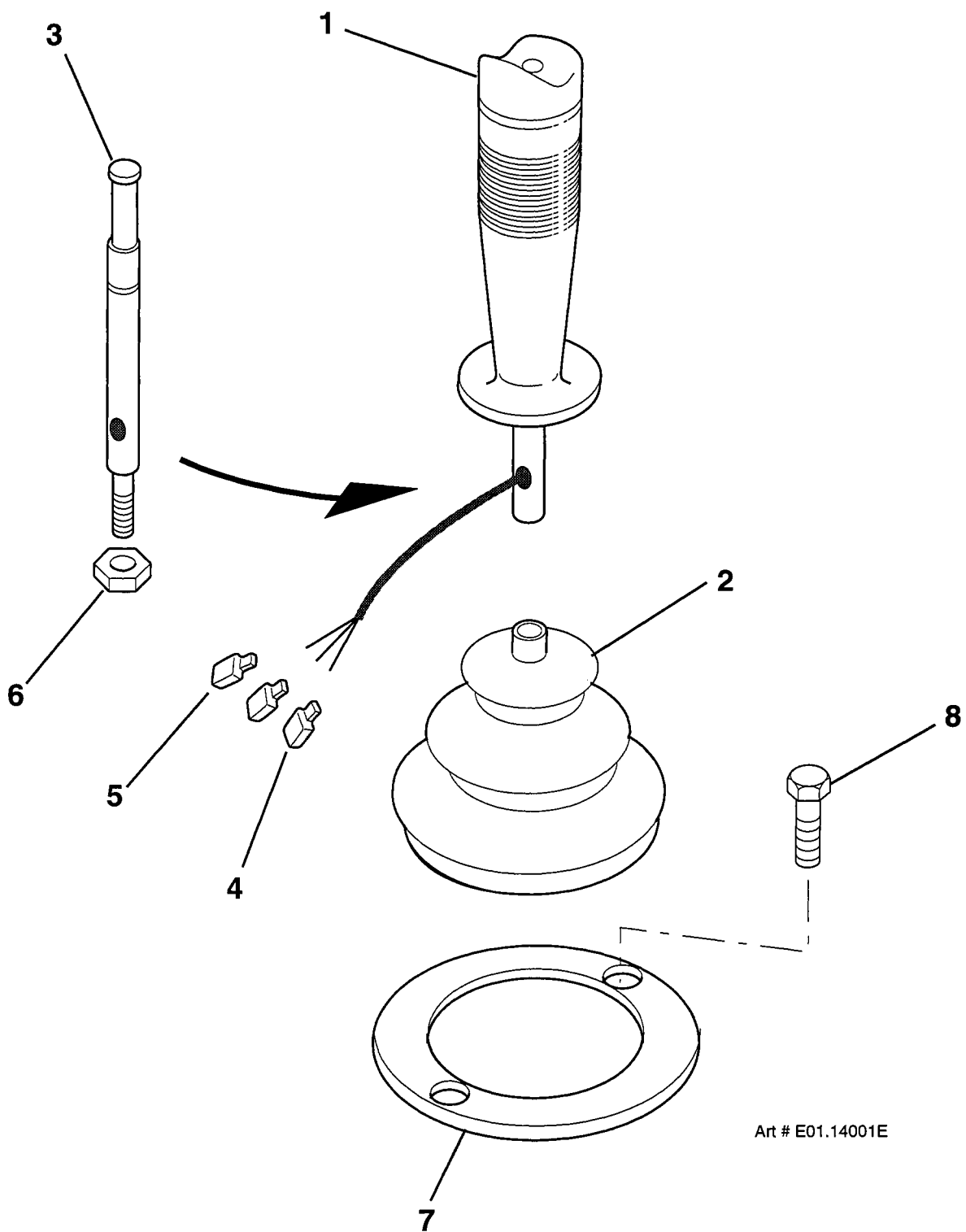
29.08



[illegible]

TITLE		DRIVE CONTROL HANDLE ASSEMBLY	
PLATE NO.	29.09	SIMON AERIALS INC. NEW 01 MAR., 1994	PART NO. 3530010

PART NO. 3530010



Art # E01.14001E

TITLE

DRIVE CONTROL HANDLE ASSEMBLY

**SIMON AERIALS INC.**

NEW 01 MAR., 1994

PART  
NO.

**3530010**

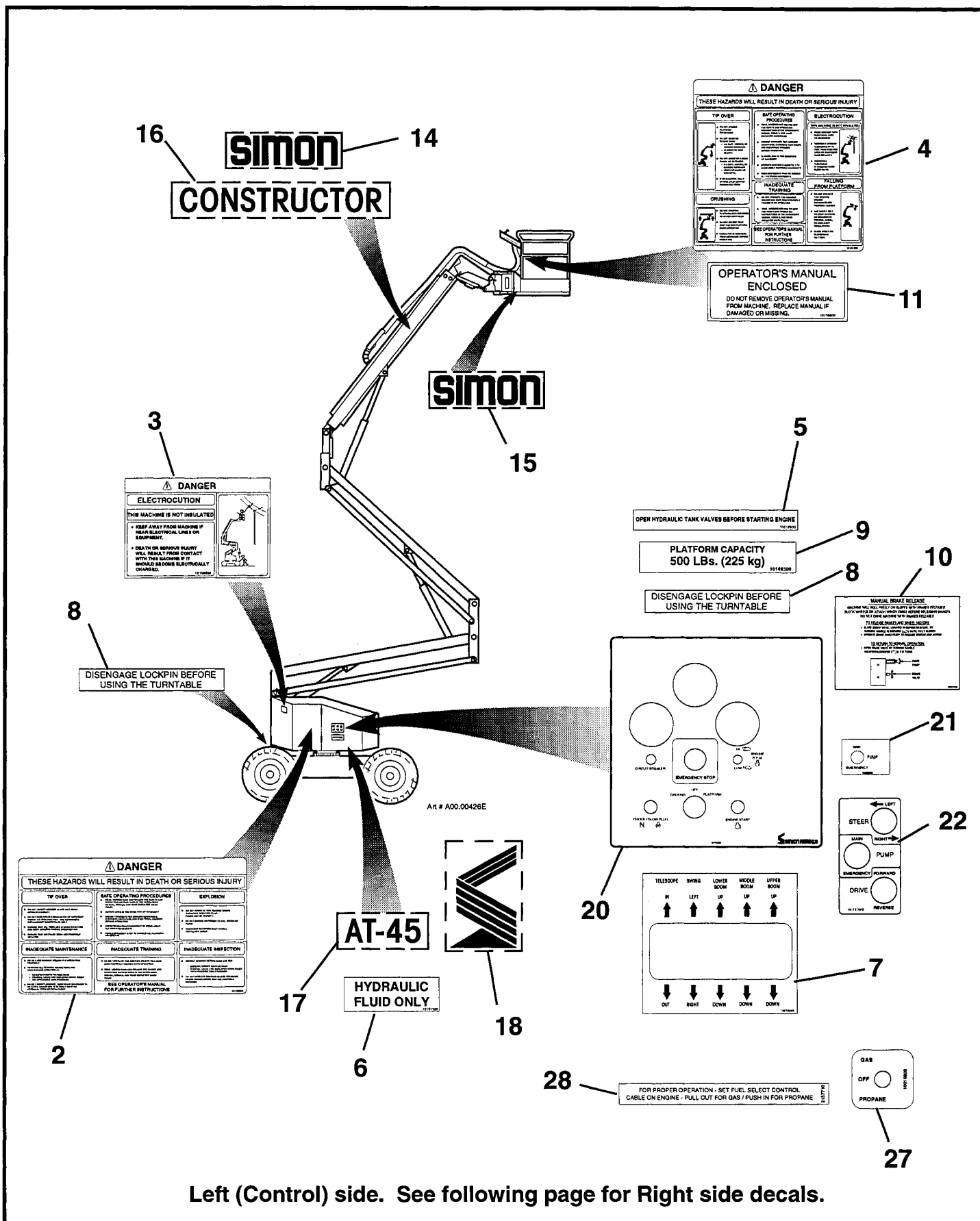
PLATE  
NO.

**29.09**

[illegible]

TITLE		DECALS, AT-45 CONSTRUCTOR (PLATE 1 OF 2)	
PLATE NO.	99.13	SIMON AERIALS INC. NEW 03 MAR., 1994	PART NO.

PART  
NO.



TITLE

DECALS, AT-45 CONSTRUCTOR (PLATE 1 OF 2)

**SIMON AERIALS INC.**

NEW 03 MAR., 1994

PART  
NO.

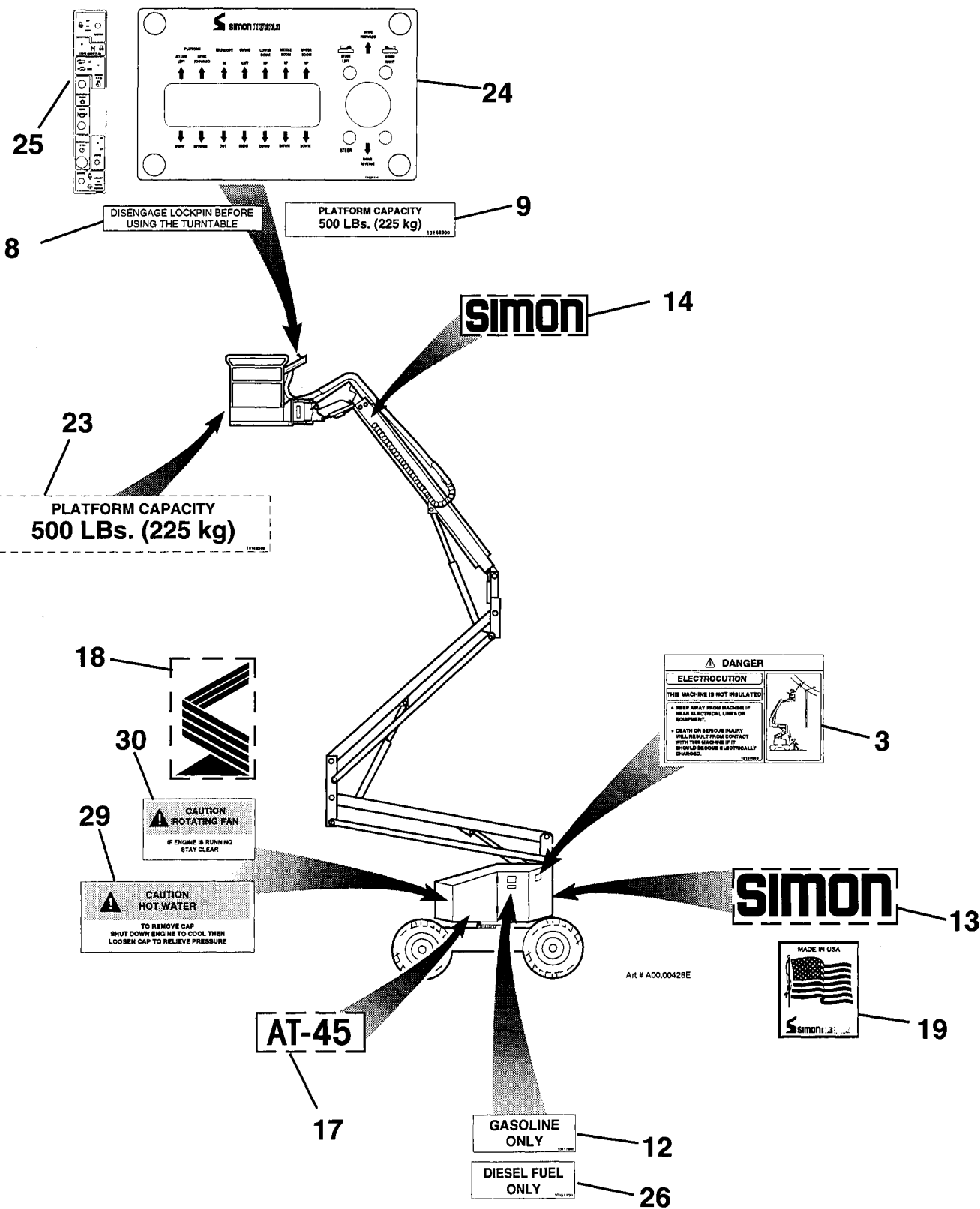
PLATE  
NO.

**99.13**

[illegible]

PLATE NO.	99.13	SIMON AERIALS INC.	NEW 03 MAR., 1994	PART NO.
-----------	-------	--------------------	-------------------	----------





Right (Engine) side. See previous page for Left side decals.

TITLE

DECALS, AT-45 CONSTRUCTOR (PLATE 2 OF 2)

**SIMON AERIALS INC.**

NEW 03 MAR., 1994

PART  
NO.

PLATE  
NO. 99.13